

2.6.2

Course outcomes of a course are the attributes that the students are expected to achieve after completing the course. The assessment results are used for continuous quality improvement and it is also used to improve the teaching and learning process in a particular course.

Institutional process and methods for direct CO assessment/attainment is based upon following CO assessment tools and related attributes

Course Type	Assessment Tool	Assessment Criteria	Data Collection
Theory	Mid Semester Test I & II	Based on student performance in internal Exams	Twice in a semester
	Assignments/Quiz	Based on student performance in Assignment/Quiz	Minimum one assignment from each CO
	University Exams for Theory	Based on student performance in University Exam	Once in a semester
Lab	Lab Work Sessional	Based on Student performance in labs	Every turn of laboratory performance
	Lab Assignment/Quiz	Based on student performance in Lab Assignment/Quiz	Once in a semester
	University Exam for Lab	Based on student performance in University Exam	Once in a semester
Project	University Results	Based on student performance in University Exam	Once in a semester
	Internal Presentations	Based on student performance in internal presentations for projects	Twice in a semester

B) Institutional process and methods for PO and PSO attainment

Technocrats Institute of Technology (Excellence), is considering following two types of assessment tools for computing attainment of Program Outcomes (POs) and Program Specific Outcomes (PSOs):

- i. Direct Assessment Tool
- ii. Indirect Assessment Tool

i. Direct Assessment Tool



Director
Technocrats Institute of Technology
(Excellence)
Anand Nagar, Bhopal



These tools are used to assess the knowledge acquired and learning abilities of students. The assessment is carried out with the help of external and internal assessment processes conducted during the semester.

ii. Indirect Assessment Tool

Indirect methods of assessment are based on ascertaining opinion of stakeholders which include graduating students, alumni and employer. Feedback survey questions are designed to assess the attainment of POs and PSOs. The surveys conducted for indirect assessment of POs and PSOs are as follows:

- a) Program Exit Survey (PES)
- b) Parent’s feedback Survey (PS)
- c) Alumni feedback Survey (AS)
- d) Employers’ feedback Survey (ES)

Weightage of PO and PSO assessment tools

Types of Assessment	Assessment Tools	
Direct Assessment (Weightage 80%)	External Assessment	End Semester Theory Examination (Weightage
		End Semester Practical Examination (Weightage
		End Semester Project Evaluation (Weightage 70%)
	Internal Assessment	Mid-Sem Tests (Weightage 66.67%)
		Assignments/Tutorial (Weightage 33.33%)
		Lab Work (Weightage 40%)
		Industrial Training/Internship (Weightage 100%)
Indirect Assessment (Weightage 20%)	Program Exit Survey (Weightage 50%)	
	Parent’s feedback Survey (Weightage 15%)	
	Alumni feedback Survey (Weightage 15%)	
	Employers’ feedback Survey (Weightage 20%)	

PO /PSO Attainment Targets

PO/PSO target for assessment of attainment	80% of highest occurrence value i.e. 3 in CO-PO/PSO mapping as target for all PO/PSO. (80% of 3 = 2.4 ,target for all PO/PSO attainment computation)
--	--


Director
 Technocrats Institute of Technology
 (Excellence)
 Anand Nagar, Bhopal



TECHNOCRATS INSTITUTE OF TECHNOLOGY (EXCELLENCE), BHOPAL
DEPARTMENT OF ELECTRONICS COMMUNICATION ENGINEERING
CO Attainment of all courses in session 2022-23 (Batch 2019-23)

Sem	Course	Target	CO 1		CO 2		CO 3		CO 4		CO 5	
			Attainment	GAP (CO1)	Attainment	GAP (CO2)	Attainment	GAP (CO3)	Attainment	GAP (CO4)	Attainment	GAP (CO5)
I	BT 201 T	1.8	0.9	0.9	0.9	0.9	0.9	0.9	0.9	0.9	0.9	0.9
	BT 201 P	2.4	3	-0.6	3	-0.6	3	-0.6	3	-0.6	3	-0.6
	BT 102 T	1.8	0.9	0.9	0.9	0.9	0.9	0.9	0.9	0.9	0.9	0.9
	BT 203 T	1.8	0.9	0.9	0.9	0.9	0.9	0.9	0.9	0.9	0.9	0.9
	BT 203 P	2.4	2.6	-0.2	2.6	-0.2	2.6	-0.2	3	-0.6	3	-0.6
	BT 204 T	1.8	0.9	0.9	0.9	0.9	0.9	0.9	0.9	0.9	0.9	0.9
	BT 204 P	2.4	3	-0.6	3	-0.6	3	-0.6	3	-0.6	3	-0.6
	BT 205 T	1.8	0.9	0.9	0.9	0.9	0.9	0.9	0.9	0.9	0.9	0.9
	BT 205 P	2.4	3	-0.6	3	-0.6	3	-0.6	3	-0.6	3	-0.6
	BT 206 P	2.4	1.74	0.66	1.74	0.66	1.74	0.66	1.74	0.66	1.74	0.66
II	BT 101 T	1.8	3	-1.2	3	-1.2	3	-1.2	3	-1.2	3	-1.2
	BT 101 P	2.4	3	-0.6	3	-0.6	3	-0.6	3	-0.6	3	-0.6
	BT 202 T	1.8	3	-1.2	3	-1.2	3	-1.2	3	-1.2	3	-1.2
	BT 103 T	1.8	3	-1.2	3	-1.2	3	-1.2	3	-1.2	3	-1.2
	BT 103 P	2.4	3	-0.6	3	-0.6	3	-0.6	3	-0.6	3	-0.6
	BT 104 T	1.8	3	-1.2	3	-1.2	3	-1.2	3	-1.2	3	-1.2
	BT 104 P	2.4	3	-0.6	3	-0.6	3	-0.6	3	-0.6	3	-0.6
	BT 105 T	1.8	3	-1.2	3	-1.2	3	-1.2	3	-1.2	3	-1.2
	BT 105 P	2.4	3	-0.6	3	-0.6	3	-0.6	3	-0.6	3	-0.6
	BT 106 P	2.4	3	-0.6	3	-0.6	3	-0.6	3	-0.6	3	-0.6
III	BT 108 P	2.4	3	-0.6	3	-0.6	3	-0.6	3	-0.6	3	-0.6
	BT 301 T	1.8	2.1	-0.3	3	-0.3	2.1	-0.3	3	-1.2	3	-1.2
	EC 302 T	1.8	3	-1.2	3	-0.3	2.1	-0.3	3	-1.2	3	-1.2
	EC 303 T	1.8	3	-1.2	3	-0.6	2.4	-0.6	2.4	-0.6	2.7	-0.9
	EC 303 P	2.4	2.2	0.2	1.8	0.2	1.8	0.2	1.8	0.6	2.2	0.2
	EC 304 T	1.8	3	-1.2	2.1	-1.2	3	-1.2	2.1	-0.3	2.2	-1.2
	EC 304 P	2.4	1.8	0.6	2.2	0.6	1.8	0.6	2.2	0.2	1.8	0.6
	EC 305 T	1.8	3	-1.2	2.1	-1.2	3	-1.2	2.7	-0.3	1.8	-0.9
	EC 305 P	2.4	2.2	0.2	2.2	0.2	2.2	0.2	2.2	0.2	1.8	0.2
	EC 306 P	2.4	2.6	-0.2	2.2	-0.2	2.6	-0.2	1.8	0.6	1.8	0.6
BT 107 P	2.4	3	-0.6	3	-0.6	3	-0.6	3	-0.6	3	-0.6	



TECHNOCRATS INSTITUTE OF TECHNOLOGY (EXCELLENCE), BHOPAL
DEPARTMENT OF ELECTRONICS COMMUNICATION ENGINEERING
CO Attainment of all courses in session 2022-23 (Batch 2019-23)

Sem	Course	Target	CO 1		GAP (CO1)	CO 2		GAP (CO2)	CO 3		GAP (CO3)	CO 4		GAP (CO4)	CO 5		GAP (CO5)
			Attainment			Attainment			Attainment			Attainment			Attainment		
IV	ES 401 T	1.8	3		-1.2	3		3		-1.2	3		3		3		-1.2
	EC 402 T	1.8	3		-1.2	3		3		-1.2	3		3		3		-1.2
	EC 402 P	2.4	3		-0.6	2.6		3		0.2	3		3		2.2		0.2
	EC 403 T	1.8	3		-1.2	3		3		-1.2	3		3		3		-1.2
	EC 403 P	2.4	3		-0.6	2.6		3		-0.2	2.6		2.6		2.6		-0.2
	EC 404 T	1.8	3		-1.2	3		3		-1.2	3		3		3		-1.2
	EC 404 P	2.4	2.6		-0.2	2.6		2.6		-0.6	3		2.6		2.6		-0.2
	EC 405 T	1.8	3		-1.2	3		3		-1.2	3		3		3		-1.2
	EC 405 P	2.4	3		-0.6	2.6		3		-0.6	2.2		2.2		3		-0.6
	EC 406 P	2.4	3		-0.6	3		3		-0.6	2.2		2.2		2.2		0.2
V	EC 501 T	1.8	3		-1.2	3		3		-1.2	3		3		3		-1.2
	EC 501 P	2.4	3		-0.6	3		3		-0.6	3		3		3		-0.6
	EC 502 T	1.8	3		-1.2	3		3		-1.2	3		3		3		-1.2
	EC 502 P	2.4	3		-0.6	3		3		-0.6	3		3		3		-0.6
	EC 503 T	1.8	3		-1.2	3		3		-1.2	3		3		3		-1.2
	EC 504 T	1.8	3		-1.2	3		3		-1.2	3		3		3		-1.2
	EC 505 P	2.4	3		-0.6	3		3		-0.6	3		3		3		-0.6
	EC 506 P	2.4	3		-0.6	3		3		-0.6	3		3		3		-0.6
	EC 507 P	2.4	3		-0.6	3		3		-0.6	3		3		3		-0.6
	EC 508 P	2.4	3		-0.6	3		3		-0.6	3		3		3		-0.6
VI	EC 601 T	1.8	0.9		0.9	0.9		0.9		0.9		0.9		0.9		0.9	
	EC 601 P	2.4	2.6		-0.2	2.2		2.6		0.2	2.6		2.6		2.6		-0.2
	EC 602 T	1.8	0.9		0.9	0.9		0.9		1.2		0.9		0.9		0.9	
	EC 602 P	2.4	3		-0.6	2.2		3		0.2	2.2		2.2		2.2		0.2
	EC 603 T	1.8	0.9		0.9	0.9		0.9		0.9		0.9		0.9		0.9	
	EC 604 T	1.8	0.9		0.9	0.9		0.9		1.2		0.9		0.9		0.9	
	EC 605 P	2.4	2.6		-0.2	2.2		2.6		0.2	2.2		2.2		2.2		-0.6
	EC 606 P	2.4	2.6		-0.2	2.2		2.6		0.2	2.6		2.6		2.6		-0.2
EC 608 P	2.4	3		-0.6	3		3		-0.6	3		3		3		-0.6	



TECHNOCRATS INSTITUTE OF TECHNOLOGY (EXCELLENCE), BHOPAL
DEPARTMENT OF ELECTRONICS COMMUNICATION ENGINEERING
CO Attainment of all courses in session 2022-23 (Batch 2019-23)


Sem	Course	Target	CO 1		GAP (CO1)	CO 2		GAP (CO2)	CO 3		GAP (CO3)	CO 4		GAP (CO4)	CO 5		GAP (CO5)
			Attainment			Attainment			Attainment			Attainment			Attainment		
VII	EC 701 T	1.8	0.9		0.9	0.9		0.9	0.9		0.9	0.9		0.9	0.9		0.9
	EC 701 P	2	3		-1	3		-1	3		-1	2.6		-0.6			
	EC 702 T	1.8	0.9		0.9	0.9		0.9	0.9		0.9	0.9		0.9	0.9		0.9
	EC 703 T	1.8	0.9		0.9	0.9		0.9	0.9		0.9	0.9		0.9	0.9		0.9
	EC 704 P	2.4	3		-0.6	3		-0.6	3		-0.6	2.6		-0.2			
EC 705 P	2.4	3		-0.6	3		-0.6	3		-0.6	3		-0.6				
EC 706 P	2.4	3		-0.6	3		-0.6	3		-0.6	3		-0.6				
EC 607 P	2.4	3		-0.6	3		-0.6	3		-0.6	3		-0.6				
EC 801 T	1.8	0.9		0.9	0.9		0.9	0.9		0.9	0.9		0.9	0.9		0.9	
EC 801 P	2.4	3		-0.6	3		-0.6	3		-0.6	3		-0.6	2.6		-0.2	
EC 802 T	1.8	0.9		0.9	0.9		0.9	0.9		0.9	0.9		0.9	0.9		0.9	
EC 803 T	1.8	0.9		0.9	0.9		0.9	0.9		0.9	0.9		0.9	0.9		0.9	
EC 804 P	2.4	3		-0.6	3		-0.6	3		-0.6	3		-0.6	3		-0.6	
EC 805 P	2.4	3		-0.6	3		-0.6	3		-0.6	3		-0.6	3		-0.6	
VIII																	

[Signature]
Director
Technocrats Institute of Technology
(Excellence)
Arand Nagar, Bhopal



TECHNOCRATS INSTITUTE OF TECHNOLOGY (EXCELLENCE), BHOPAL
DEPARTMENT OF ELECTRONICS COMMUNICATION ENGINEERING
Total Direct And Indirect PO And PSO Attainment In Session 2022-23 (Batch 2019-23)

SEMESTER	Sub Code	PO1	PO2	PO3	PO4	PO5	PO6	PO7	PO8	PO9	PO10	PO11	PO12	PSO1	PSO2	PSO3	
VIII SEM	EC801	1.60	1.45	1.19	2.60	3.00	1.80	0.00	0.00	1.60	0.00	0.00	0.00	1.07	0.87	1.60	
	EC802	0.90	0.84	0.60	0.48	0.00	0.54	0.48	0.00	0.00	0.00	0.00	0.60	0.72	0.00	0.90	
	EC803	0.90	0.90	0.78	0.72	0.00	0.60	0.00	0.00	0.00	0.00	0.00	0.60	0.72	0.48	0.78	
	EC804	3.00	2.80	2.40	2.00	3.00	2.00	0.00	0.00	1.60	0.00	0.00	0.00	2.00	1.60	3.00	
	EC805	2.50	2.67	3.00	2.00	2.80	3.00	2.00	2.25	3.00	2.25	2.80	2.80	0.00	2.33	3.00	2.75
VII SEM	EC701	1.47	1.32	1.30	1.20	2.92	0.00	0.00	0.00	1.95	1.95	0.00	1.95	2.00	1.57	1.05	
	EC702	0.84	0.72	0.60	0.48	0.00	0.00	0.00	0.00	0.00	0.00	0.00	0.00	0.60	0.00	0.60	
	EC703	0.90	0.90	0.72	0.60	0.00	0.60	0.00	0.30	0.00	0.00	0.00	0.60	0.90	0.00	0.90	
	EC704	2.92	2.72	1.75	0.00	1.95	0.00	0.00	0.00	1.95	1.00	0.00	0.00	1.75	0.00	1.55	
	EC705	3.00	2.60	2.60	2.60	3.00	2.00	1.00	0.00	2.00	2.00	1.40	0.00	3.00	3.00	3.00	
	EC706	2.20	2.25	2.50	2.75	2.50	2.25	2.00	2.00	3.00	2.00	2.00	2.66	0.00	2.40	2.80	2.80
	EC707	2.40	1.80	1.80	2.00	2.00	1.80	1.80	2.00	2.00	2.00	2.60	0.00	0.00	2.00	2.00	2.00
VI SEM	EC601	1.30	1.06	0.84	0.76	2.44	0.00	0.00	0.00	1.31	0.00	0.00	1.31	1.41	1.28	0.99	
	EC602	1.28	1.04	1.08	0.77	2.19	0.76	0.76	0.00	1.28	0.00	0.00	1.40	1.31	1.40	1.35	
	EC603	0.90	0.48	0.48	0.48	0.00	0.00	0.00	0.00	0.00	0.00	0.00	0.00	0.60	0.00	0.90	
	EC604	0.84	0.66	0.66	0.44	0.56	0.44	0.00	0.00	0.00	0.00	0.00	0.00	0.72	0.84	0.56	
	EC605	2.44	1.97	1.63	1.45	2.27	1.45	1.45	0.00	1.28	0.00	0.00	0.00	1.63	0.00	2.44	
	EC606	2.44	1.63	1.92	1.92	2.12	0.00	0.00	0.00	1.63	0.00	0.00	1.60	1.60	2.44	1.63	
	EC608	2.40	2.67	3.00	2.00	2.80	3.00	1.50	2.25	3.00	2.25	2.80	2.80	2.33	3.00	2.75	
	EC501	3.00	2.27	2.27	2.00	2.40	1.60	0.00	0.00	2.00	0.00	0.00	0.00	0.00	2.40	2.00	
V SEM	EC502	3.00	2.87	2.27	1.87	1.80	0.00	0.00	0.00	2.00	0.00	0.00	0.00	2.53	1.87	2.67	
	EC503	3.00	3.00	2.60	2.40	0.00	0.00	0.00	0.00	0.00	0.00	0.00	0.00	1.80	0.00	0.00	
	EC504	3.00	3.00	2.00	1.60	0.00	0.00	0.00	0.00	0.00	0.00	0.00	0.00	2.00	0.00	2.00	
	EC505	2.00	2.20	2.00	0.00	2.00	0.00	0.00	0.00	2.00	1.00	0.00	0.00	1.60	0.00	2.00	
	EC506	3.00	3.00	2.60	2.60	3.00	0.00	0.00	0.00	2.00	0.00	0.00	0.00	2.60	1.60	2.80	
	BT1407	2.40	1.60	1.60	2.00	2.00	1.80	0.00	0.00	2.00	2.60	1.40	0.00	2.00	2.00	2.00	
	EC508	2.20	2.25	2.50	2.25	2.00	2.00	2.00	2.00	3.00	2.00	2.50	0.00	2.60	2.80	2.80	
	ES401	1.80	2.00	1.67	0.00	0.00	3.00	3.00	3.00	2.00	0.00	0.00	0.00	0.00	0.00	1.00	
	EC402	2.87	2.73	1.38	1.48	2.60	0.00	0.00	0.00	1.73	0.00	0.00	0.00	2.87	0.96	1.91	
	EC403	2.63	2.56	1.67	1.36	1.61	0.00	0.00	0.00	1.79	0.00	0.00	0.00	1.63	0.00	1.36	
IV SEM	EC404	2.89	2.78	2.08	1.50	2.68	0.00	0.00	0.00	0.90	0.00	0.00	0.00	1.96	0.96	1.00	
	EC405	2.92	2.35	1.95	1.48	1.84	0.00	0.00	0.00	0.92	0.00	0.87	0.00	1.95	1.28	1.15	
	EC406	2.68	2.68	2.33	2.13	2.68	0.89	0.00	0.00	0.89	0.00	1.39	0.00	1.95	1.44	1.79	



TECHNOCRATS INSTITUTE OF TECHNOLOGY (EXCELLENCE), BHOPAL
DEPARTMENT OF ELECTRONICS COMMUNICATION ENGINEERING
Total Direct And Indirect PO And PSO Attainment In Session 2022-23 (Batch 2019-23)

SEMESTER	Sub Code	PO1	PO2	PO3	PO4	PO5	PO6	PO7	PO8	PO9	PO10	PO11	PO12	PSO1	PSO2	PSO3
III SEM	BT301	2.20	2.40	1.84	2.22	0.00	0.00	0.00	0.00	0.00	0.00	0.00	0.00	1.10	0.00	0.00
	EC302	2.40	1.60	1.00	0.00	1.00	1.00	0.00	0.00	0.00	0.00	0.00	0.00	1.00	0.00	0.00
	EC303	2.52	1.97	2.02	CS	0.45	0.00	0.00	0.00	0.45	0.23	0.00	0.00	1.51	1.45	0.91
	EC304	2.57	1.97	1.97	1.65	1.31	0.00	0.00	0.00	1.31	0.60	0.00	0.00	1.58	1.36	1.08
	EC305	2.40	1.99	1.64	1.63	0.00	0.00	0.00	0.00	1.20	0.60	0.00	0.00	1.03	0.60	0.60
	EC306	1.36	0.95	1.09	0.00	1.21	0.68	0.00	0.00	0.00	1.36	0.83	0.00	0.68	0.00	1.36
II SEM	BT107	2.00	2.00	2.00	0.00	1.67	2.00	0.00	2.67	2.00	2.67	1.60	0.00	2.00	2.00	2.00
	BT101	3.00	2.00	1.50	2.00	2.00	0.00	1.00	0.00	3.00	3.00	2.00	2.00	1.00	1.00	0.00
	BT202	2.60	2.40	2.20	1.80	0.00	0.00	0.00	0.00	0.00	0.00	0.00	0.00	1.00	0.00	0.00
	BT103	0.00	0.00	0.00	0.00	0.00	0.00	0.00	2.50	2.33	3.00	1.78	2.11	1.00	1.00	1.00
	BT104	2.93	1.87	3.00	0.00	2.00	2.00	0.00	2.00	2.60	1.80	0.00	2.50	1.00	1.00	1.00
	BT105	3.00	1.73	2.00	1.80	3.00	0.00	0.00	2.33	2.00	2.00	0.00	2.00	1.00	1.00	1.00
	BT106	2.00	1.20	1.60	0.00	0.00	2.00	0.00	0.00	2.00	2.00	2.00	2.00	0.00	0.00	1.00
	BT108	0.00	0.00	0.00	0.00	2.00	1.60	2.75	0.00	0.00	1.67	2.00	2.00	0.00	0.00	1.00
	BT201	1.15	1.07	0.53	0.60	1.00	0.00	0.00	1.07	2.80	0.87	0.38	1.02	0.70	0.00	0.30
	BT102	0.78	0.78	0.54	0.60	0.00	0.60	0.00	0.00	0.00	0.00	0.00	0.60	0.30	0.00	0.00
I SEM	BT203	1.01	0.93	1.15	0.00	0.00	0.98	0.76	0.40	0.95	0.97	0.00	1.01	0.20	0.00	0.00
	BT204	1.60	1.17	0.83	0.60	1.17	0.60	0.00	2.00	2.00	1.27	0.00	2.00	0.00	0.00	0.30
	BT205	1.60	0.00	1.13	0.60	2.00	0.00	0.00	2.00	2.00	1.07	0.00	1.07	0.53	0.53	0.53
	BT206	0.00	0.00	0.00	0.00	0.00	0.00	0.00	1.67	2.60	2.40	1.75	2.00	0.00	1.00	1.00
	SUM	106.74	91.78	83.80	61.41	76.96	40.99	20.50	32.03	77.08	44.34	25.92	34.96	68.05	50.53	68.08
	TOTAL	53.00	53.00	53.00	53.00	53.00	53.00	53.00	53.00	53.00	53.00	53.00	53.00	53.00	53.00	53.00
ZERO COUNT	3	4	3	12	16	26	40	36	12	27	39	31	31	6	21	8
Sub Map No.	50.00	49.00	50.00	41.00	37.00	27.00	13.00	17.00	41.00	26.00	14.00	22.00	47.00	32.00	45.00	
Avg Attain	2.1347	1.873	1.6759	1.4979	2.0799	1.5182	1.5773	1.8842	1.8801	1.7053	1.8514	1.5891	1.4479	1.5792	1.513	
Direct 80%	1.71	1.50	1.34	1.20	1.66	1.21	1.26	1.51	1.50	1.36	1.48	1.27	1.16	1.26	1.21	
Program end sem	3	3	3	2	2	3	3	3	3	3	3	2	3	3	3	
Program end sem	3	3	3	2	2	3	3	3	3	3	3	2	3	3	3	
survey/Exit	1.50	1.50	1.50	1.00	1.00	1.50	1.50	1.50	1.50	1.50	1.50	1.00	1.50	1.50	1.50	
Employer survey	3	3	3	2	2	2	3	3	3	3	2	2	3	3	2	
(20%)	0.60	0.60	0.60	0.40	0.40	0.40	0.60	0.60	0.60	0.60	0.40	0.40	0.60	0.60	0.40	
Alumni survey (15%)	3	3	2	3	2	3	3	3	3	3	3	2	3	3	3	
Parents	0.45	0.45	0.30	0.45	0.30	0.45	0.45	0.45	0.45	0.45	0.45	0.30	0.45	0.45	0.45	
Feedback(15%)	3	3	2	2	2	3	3	3	3	3	2	2	3	3	3	
	0.45	0.45	0.30	0.30	0.30	0.45	0.45	0.45	0.45	0.45	0.30	0.30	0.45	0.45	0.45	



TECHNOCRATS INSTITUTE OF TECHNOLOGY (EXCELLENCE), BHOPAL
DEPARTMENT OF ELECTRONICS COMMUNICATION ENGINEERING
Total Direct And Indirect PO And PSO Attainment In Session 2022-23 (Batch 2019-23)

SEMESTER	Sub Code	PO1	PO2	PO3	PO4	PO5	PO6	PO7	PO8	PO9	PO10	PO11	PO12	PSO1	PSO2	PSO3
	SUM	3.00	3.00	2.70	2.15	2.00	2.80	3.00	3.00	3.00	3.00	2.65	2.00	3.00	3.00	2.80
	Total Indirect Attenument (20%)	0.60	0.60	0.54	0.43	0.40	0.56	0.60	0.60	0.60	0.60	0.53	0.40	0.60	0.60	0.56
	Total Direct+Indirect Attenument	2.31	2.10	1.88	1.63	2.06	1.77	1.86	2.11	2.10	1.96	2.01	1.67	1.76	1.86	1.77
	Target	2.4	2.4	2.4	2.4	2.4	2.4	2.4	2.4	2.4	2.4	2.4	2.4	2.4	2.4	2.4
	GAP	0.09	0.30	0.52	0.77	0.34	0.63	0.54	0.29	0.30	0.44	0.39	0.73	0.64	0.54	0.63


Director
Technocrats Institute of Technology
(Excellence)
Amund Nagar, Bhopal



TECHNOCRATS INSTITUTE OF TECHNOLOGY (EXCELLENCE), BHOPAL
DEPARTMENT OF CIVIL ENGINEERING

CO Attainment of all courses in session 2022-23 (Batch 2019-23)

Sem	Course	Target	CO 1		CO 2		CO 3		CO 4		CO 5	
			Attainment	GAP (CO1)	Attainment	GAP (CO2)	Attainment	GAP (CO3)	Attainment	GAP (CO4)	Attainment	GAP (CO5)
I	BT 201 T	1.80	0.90	0.90	0.90	0.90	0.90	0.90	0.90	0.90	0.90	0.90
	BT 201 P	2.40	3.00	-0.60	3.00	-0.60	3.00	-0.60	2.60	-0.20	3.00	-0.60
	BT 102 T	1.80	0.90	0.90	0.90	0.90	0.90	0.90	0.90	0.90	0.90	0.90
	BT 203 T	1.80	0.90	0.90	0.90	0.90	0.90	0.90	0.90	0.90	0.90	0.90
	BT 203 P	2.40	3.00	-0.60	2.60	-0.20	3.00	-0.60	3.00	-0.60	3.00	-0.60
	BT 204 T	1.80	0.90	0.90	0.90	0.90	0.90	0.90	0.90	0.90	0.90	0.90
	BT 204 P	2.40	3.00	-0.60	2.60	-0.20	3.00	-0.60	3.00	-0.60	3.00	-0.60
	BT 205 T	1.80	0.90	0.90	0.90	0.90	0.90	0.90	0.90	0.90	0.90	0.90
	BT 205 P	2.40	3.00	-0.60	3.00	-0.60	3.00	-0.60	3.00	-0.60	3.00	-0.60
	BT 206 P	2.40	3.00	-0.60	3.00	-0.60	3.00	-0.60	3.00	-0.60	3.00	-0.60
II	BT 101 T	1.80	3.00	-1.20	3.00	-1.20	3.00	-1.20	3.00	-1.20	3.00	-1.20
	BT 101 P	2.40	3.00	-0.60	3.00	-0.60	3.00	-0.60	3.00	-0.60	2.20	0.20
	BT 202 T	1.80	3.00	-1.20	3.00	-1.20	3.00	-1.20	3.00	-1.20	3.00	-1.20
	BT 103 T	1.80	3.00	-1.20	3.00	-1.20	3.00	-1.20	3.00	-1.20	3.00	-1.20
	BT 103 P	2.40	3.00	-0.60	2.60	-0.20	1.80	0.60	3.00	-0.60	3.00	-0.60
	BT 104 T	1.80	3.00	-1.20	3.00	-1.20	3.00	-1.20	3.00	-1.20	3.00	-1.20
	BT 104 P	2.40	3.00	-0.60	3.00	-0.60	3.00	-0.60	1.80	0.60	3.00	-0.60
	BT 105 T	1.80	3.00	-1.20	2.40	-0.60	3.00	-1.20	3.00	-1.20	3.00	-1.20
	BT 105 P	2.40	3.00	-0.60	3.00	-0.60	3.00	-0.60	1.80	0.60	3.00	-0.60
	BT 106 P	2.40	3.00	-0.60	3.00	-0.60	3.00	-0.60	3.00	-0.60	3.00	-0.60
III	BT 108 P	2.40	3.00	-0.60	3.00	-0.60	3.00	-0.60	3.00	-0.60	3.00	-0.60
	BT 301 T	1.80	3.00	-1.20	3.00	-1.20	2.70	-0.90	3.00	-1.20	3.00	-1.20
	CE 302 T	1.80	3.00	-1.20	3.00	-1.20	2.40	-0.90	3.00	-1.20	3.00	-1.20
	CE 303 T	1.80	3.00	-1.20	3.00	-1.20	2.40	-0.90	3.00	-1.20	3.00	-1.20
	CE 303 P	2.40	2.60	-0.20	2.20	0.20	1.80	0.60	1.80	0.60	1.80	0.60
	CE 304 T	1.80	3.00	-1.20	3.00	-1.20	3.00	-1.20	3.00	-1.20	3.00	-1.20
	CE 304 P	2.40	2.60	-0.20	2.20	0.20	2.20	0.20	2.20	0.20	2.20	0.20
	CE 305 T	1.80	3.00	-1.20	3.00	-1.20	3.00	-1.20	3.00	-1.20	3.00	-1.20
	CE 305 P	2.40	3.00	-0.60	2.60	-0.20	3.00	-0.60	3.00	-0.60	2.20	0.20
	CE 306 P	2.40	3.00	-0.60	2.60	-0.20	2.60	-0.20	2.60	-0.20	2.20	0.20
IV	BT 107 P	2.40	3.00	-0.60	3.00	-0.60	3.00	-0.60	3.00	-0.60	3.00	-0.60
	ES 401 T	1.80	3.00	-1.20	3.00	-1.20	2.40	-0.60	2.70	-0.90	3.00	-1.20
	CE 402 T	1.80	3.00	-1.20	2.40	-0.60	2.10	-0.30	2.10	-0.30	2.40	-1.20
	CE 402 P	2.40	2.10	0.30	2.10	0.30	2.10	0.30	2.10	0.30	2.10	0.30
	CE 403 T	1.80	3.00	-1.20	2.70	-0.90	2.10	-0.30	2.10	-0.30	2.10	-0.30
	CE 403 P	2.40	2.10	0.30	2.10	0.30	2.10	0.30	2.10	0.30	2.10	0.30
	CE 404 T	1.80	3.00	-1.20	2.70	-0.90	2.10	-0.30	2.10	-0.30	2.10	-0.30
	CE 404 P	2.40	2.10	0.30	2.10	0.30	2.10	0.30	2.10	0.30	2.10	0.30
	CE 405 T	1.80	3.00	-1.20	2.70	-0.90	2.10	-0.30	2.10	-0.30	2.10	-0.30
	CE 405 P	2.40	2.10	0.30	2.10	0.30	2.10	0.30	2.10	0.30	2.10	0.30
CE 406 P	2.40	2.10	0.30	2.10	0.30	2.10	0.30	2.10	0.30	2.10	0.30	



TECHNOCRATS INSTITUTE OF TECHNOLOGY (EXCELLENCE), BHOPAL

DEPARTMENT OF CIVIL ENGINEERING

CO Attainment of all courses in session 2022-23 (Batch 2019-23)

Sem	Course	Target	CO 1		CO 2		CO 3		CO 4		CO 5	
			Attainment	GAP (CO1)	Attainment	GAP (CO2)	Attainment	GAP (CO3)	Attainment	GAP (CO4)	Attainment	GAP (CO5)
V	CE 501 T	1.80	3.00	-1.20	3.00	-1.20	2.40	-0.60	2.40	-0.60	2.70	-0.90
	CE 501 P	2.40	3.00	-0.60	2.40	0.00	2.10	0.30	2.10	0.30	2.10	0.30
	CE 502 T	1.80	3.00	-1.20	3.00	-1.20	3.00	-1.20	3.00	-1.20	2.70	-0.90
	CE 502 P	2.40	3.00	-0.60	2.70	-0.30	3.00	-0.60	2.10	2.10	0.30	0.30
	CE 503 T	1.80	3.00	-1.20	3.00	-1.20	3.00	-1.20	2.70	2.70	0.30	0.30
	CE 504 T	1.80	3.00	-1.20	3.00	-1.20	2.70	-0.90	2.70	-0.90	2.70	-0.90
	CE 505 P	2.40	3.00	-0.60	2.70	-0.30	2.10	0.30	2.10	0.30	2.10	0.30
	CE 506 P	2.40	3.00	-0.60	2.70	-0.30	2.70	-0.30	2.10	2.10	0.30	0.30
	CE 507 P	2.40	3.00	-0.60	3.00	-0.60	3.00	-0.60	3.00	3.00	-0.60	-0.60
	CE 508 P	2.40	3.00	-0.60	3.00	-0.60	3.00	-0.60	3.00	3.00	-0.60	-0.60
VI	CE 601 T	1.80	0.90	0.90	0.90	0.90	0.90	0.90	0.90	0.90	0.90	0.90
	CE 601 P	2.40	2.70	-0.30	2.40	0.00	2.10	0.30	2.10	0.30	2.40	0.00
	CE 602 T	1.80	0.90	0.90	0.90	0.90	0.90	0.90	0.90	0.90	0.90	0.90
	CE 602 P	2.40	2.70	-0.30	2.40	0.00	2.10	0.30	2.10	0.30	2.40	0.00
	CE 603 T	1.80	0.90	0.90	0.90	0.90	0.90	0.90	0.90	0.90	0.90	0.90
	CE 604 T	1.80	0.90	0.90	0.90	0.90	0.90	0.90	0.90	0.90	0.90	0.90
	CE 605 P	2.40	3.00	-0.60	2.10	0.30	2.10	0.30	2.10	0.30	2.10	0.30
	CE 606 P	2.40	2.70	-0.30	2.40	0.00	2.10	0.30	2.10	0.30	2.10	0.30
	CE 608 P	2.40	3.00	-0.60	3.00	-0.60	3.00	-0.60	3.00	3.00	-0.60	-0.60
	CE 701 T	1.80	0.90	0.90	0.90	0.90	0.90	0.90	0.60	1.20	0.90	0.90
VIII	CE 701 P	2.00	3.00	-1.00	2.60	-0.60	3.00	-1.00	2.60	-0.60	2.60	-0.60
	CE 702 T	1.80	0.90	0.90	0.90	0.90	0.60	1.20	0.90	0.90	0.90	0.90
	CE 703 T	1.80	0.90	0.90	0.90	0.90	0.90	0.90	0.90	0.90	0.90	0.90
	CE 704 P	2.40	3.00	-0.60	3.00	-0.60	2.60	-0.20	2.20	0.20	3.00	-0.60
	CE 705 P	2.40	3.00	-0.60	3.00	-0.60	2.20	0.20	2.60	-0.20	2.60	-0.20
	CE 706 P	2.40	3.00	-0.60	3.00	-0.60	3.00	-0.60	3.00	-0.60	3.00	-0.60
	CE 801 T	1.80	0.60	1.20	0.90	0.90	0.60	1.20	0.90	0.90	0.30	1.50
	CE 801 P	2.40	2.60	-0.20	1.80	0.60	1.80	0.60	1.80	0.60	1.80	0.60
	CE 802 T	1.80	0.60	1.20	0.60	1.20	0.30	1.50	0.90	0.90	0.60	1.20
	CE 803 T	1.80	0.90	0.90	0.90	0.90	0.90	0.90	0.90	0.90	0.60	1.20
CE 804 P	2.40	3.00	-0.60	1.80	0.60	1.80	0.60	1.80	0.60	2.60	-0.20	
CE 805 P	2.40	3.00	-0.60	1.80	0.50	3.00	-0.60	3.00	-0.60	2.60	-0.20	

Handwritten signature

Director

Technocrats Institute of Technology

(Excellence)


Anand Nagar, Bhopal



TECHNOCRATS INSTITUTE OF TECHNOLOGY (EXCELLENCE), BHOPAL
DEPARTMENT OF CIVIL ENGINEERING

Total Direct And Indirect PO And PSO Attainment In Session 2022-23 (Batch 2019-23): UG Civil Engineering

SEMESTER	Sub Code	PO1	PO2	PO3	PO4	PO5	PO6	PO7	PO8	PO9	PO10	PO11	PO12	PSO1	PSO2	PSO3
1	BT 201	1.13	1.05	0.53	0.60	0.98	0.00	0.00	1.04	2.72	0.85	0.38	1.00	0.60	1.95	0.00
	BT 102	0.78	0.78	0.54	0.60	0.00	0.60	0.00	0.00	0.00	0.00	0.00	0.60	0.90	0.00	0.30
	BT 203	1.05	0.96	1.22	0.00	0.00	1.02	0.76	0.60	0.98	1.01	0.00	1.05	1.05	0.00	1.05
	BT 204	1.57	1.15	0.83	0.60	1.12	0.60	0.00	1.95	1.95	1.25	0.00	2.00	1.05	1.05	1.05
	BT 205	1.60	0.00	1.13	0.60	2.00	0.00	0.00	2.00	2.00	1.07	0.00	1.07	0.60	0.00	1.07
2	BT 206	0.00	0.00	0.00	0.00	0.00	0.00	0.00	1.67	2.60	2.40	1.75	2.00	0.00	0.00	2.00
	BT 101	2.67	2.21	1.67	2.21	2.00	2.00	1.33	2.00	2.00	2.00	0.00	2.00	0.00	1.96	2.00
	BT 202	2.60	2.40	2.20	1.80	0.00	0.00	0.00	0.00	0.00	0.00	0.00	2.00	3.00	0.00	0.00
	BT 103	0.00	0.00	0.00	0.00	0.00	0.00	0.00	2.50	2.20	2.89	1.71	2.89	0.00	0.00	0.00
	BT 104	2.85	1.73	3.00	0.00	1.80	1.73	0.00	1.73	2.36	1.64	0.00	2.14	0.00	0.00	1.95
3	BT 105	2.84	1.63	1.95	1.64	3.00	0.00	0.00	2.33	1.84	1.95	0.00	1.95	1.89	1.89	1.89
	BT 106	2.00	1.20	1.60	0.00	0.00	2.00	0.00	0.00	2.00	2.00	2.00	2.00	0.00	0.00	0.00
	BT 108	0.00	0.00	0.00	0.00	2.00	1.60	2.75	0.00	1.67	2.00	2.00	2.00	2.00	2.00	1.00
	BT 301	2.34	2.56	1.96	2.36	0.00	0.00	1.00	0.00	0.00	0.00	1.00	1.96	1.96	0.00	0.00
	BT 302	2.94	0.00	0.00	0.00	0.00	1.96	1.96	0.00	0.00	0.00	2.00	0.00	0.00	2.94	2.94
4	BT 303	2.63	2.63	2.71	1.41	1.99	2.20	0.00	1.41	0.00	1.75	0.00	1.72	2.63	0.00	2.39
	BT 304	2.76	0.00	2.00	0.00	1.47	1.82	2.00	1.84	1.52	1.84	0.00	1.52	2.76	1.84	2.76
	BT 305	2.92	2.21	2.92	2.60	1.84	0.00	0.00	0.00	1.84	0.00	0.00	1.84	2.79	1.49	2.00
	BT 306	2.6	1.733333	2.6	0	0	1.7	1.9	1.9	1.7	2.6	0	1.7	2.6	2.6	2.6
	BT 107	2.60	1.73	2.60	0.00	0.00	1.73	1.91	1.91	1.73	2.60	0.00	1.73	2.60	2.60	2.60
5	ES 401	0.00	0.00	0.00	0.00	0.00	3.70	3.70	3.70	0.00	3.70	0.00	0.00	0.00	2.70	0.00
	CE 402	1.76	1.17	1.78	0.00	1.12	1.45	0.80	0.37	1.12	1.12	0.00	0.98	1.71	1.22	1.62
	CE 403	1.76	1.76	1.80	1.17	0.00	0.00	0.00	0.00	1.12	1.12	0.00	0.00	1.76	0.00	1.76
	CE 404	1.76	1.96	1.40	0.00	0.00	1.12	0.00	1.12	1.12	1.12	0.00	0.00	1.76	0.00	1.17
	CE 405	1.61	0.00	0.00	0.00	0.00	0.00	0.00	1.12	1.12	1.12	0.00	0.00	1.20	0.00	0.00
6	CE 406	1.68	1.12	1.05	0.93	1.05	0.00	0.00	1.05	1.05	1.05	0.00	0.00	0.00	1.40	1.58
	CE 501	2.38	2.38	1.96	1.89	0.00	0.00	0.00	1.16	1.74	1.74	0.00	0.00	2.38	0.00	0.00
	CE 502	2.61	1.80	0.00	1.80	1.70	1.13	0.70	2.66	1.98	1.84	1.00	0.00	2.66	2.00	1.60
	CE 503	2.34	2.34	2.34	2.34	0.00	0.00	0.00	0.00	0.00	0.00	0.00	0.00	2.34	0.00	2.34
	CE 504	1.48	0.00	0.00	0.00	0.00	2.22	2.22	2.22	0.00	1.48	0.00	0.90	0.00	2.22	0.00
6	CE 505	1.80	1.80	1.20	0.00	0.00	0.00	0.00	1.20	1.80	1.80	1.80	1.20	1.80	1.80	1.20
	CE 506	1.78	1.40	0.00	1.73	1.60	1.07	0.70	1.92	1.92	1.78	0.00	0.00	1.92	0.00	1.56
	CE 507	3.00	3.00	3.00	3.00	3.00	0.00	0.00	2.00	2.00	2.00	2.00	2.00	3.00	2.00	2.00
	CE 508	3.00	3.00	3.00	3.00	2.00	2.00	2.00	2.00	2.00	3.00	2.00	2.00	3.00	3.00	3.00
	CE 601	1.05	0.85	0.68	0.45	0.00	0.00	0.00	1.20	1.20	1.20	0.00	0.48	0.00	0.00	0.92
CE 602	1.08	0.73	0.45	0.00	0.00	0.72	1.08	1.20	1.20	0.00	0.00	0.00	0.00	0.00	0.48	
CE 603	0.72	0.48	0.72	0.53	0.00	0.00	0.00	0.00	0.00	0.00	0.00	0.00	0.00	0.00	0.00	
CE 604	0.72	0.00	0.00	0.00	0.00	0.48	0.72	0.72	0.00	0.00	0.00	0.00	0.00	0.00	0.00	
CE 605	1.68	1.68	0.00	1.12	0.00	2.10	0.00	1.12	1.12	1.12	0.00	1.12	0.00	1.12	1.12	
CE 606	1.74	1.16	0.00	0.00	0.70	0.00	0.00	0.00	1.16	0.00	1.16	0.00	0.00	0.00	0.00	
CE 608	2.40	2.40	2.40	2.40	1.60	1.60	1.60	1.60	2.40	1.60	1.60	1.60	1.60	1.60	1.60	



TECHNOCRATS INSTITUTE OF TECHNOLOGY (EXCELLENCE), BHOPAL
DEPARTMENT OF CIVIL ENGINEERING

Total Direct And Indirect PO And PSO Attainment In Session 2022-23 (Batch 2019-23): UG Civil Engineering

SEMESTER	Sub Code	PO1	PO2	PO3	PO4	PO5	PO6	PO7	PO8	PO9	PO10	PO11	PO12	PSO1	PSO2	PSO3	
7	CE 701	1.47	1.07	0.63	0.53	0.00	0.55	0.55	0.00	1.84	1.84	0.55	0.00	1.13	0.00	1.84	
	CE 702	0.84	0.84	0.80	0.80	0.00	0.56	0.84	0.00	0.00	0.00	0.00	0.00	0.84	0.00	0.56	
	CE 703	0.90	0.60	0.00	0.00	0.00	0.60	0.90	0.90	0.00	0.00	0.60	0.60	0.90	0.00	0.60	
	CE 704	2.76	2.76	0.00	0.00	0.00	1.84	0.00	0.00	1.84	1.84	0.00	0.00	2.76	0.00	1.84	
	CE 705	2.68	2.68	2.80	2.68	2.68	0.00	0.00	2.68	2.68	2.68	2.68	2.68	2.80	2.68	2.68	
	CE 706	3.00	3.00	3.00	3.00	2.00	2.00	2.00	2.00	2.00	3.00	2.00	2.00	2.00	3.00	2.00	2.00
	CE 607	3.00	3.00	3.00	3.00	3.00	2.00	2.00	2.00	2.00	2.00	2.00	2.00	2.00	3.00	2.00	2.00
	CE 801	1.09	0.73	0.66	0.44	0.00	0.00	0.00	0.44	0.00	1.31	1.31	0.00	0.73	1.09	0.00	0.73
	CE 802	0.60	0.48	0.48	0.30	0.40	0.00	0.00	0.00	0.00	0.00	0.00	0.00	0.00	0.60	0.00	0.40
	CE 803	0.84	0.00	0.00	0.00	0.00	0.56	0.84	0.84	0.00	0.00	0.00	0.60	0.00	0.84	0.84	0.56
CE 804	2.20	1.47	1.47	1.47	0.00	0.00	1.73	1.73	0.00	1.47	1.47	0.00	1.47	2.20	1.47	1.58	
CE 805	2.68	2.68	2.68	2.68	1.79	1.79	1.79	1.79	1.79	2.68	2.68	1.79	1.79	2.68	1.79	2.68	

8	SUMI	96.30	72.31	66.75	49.67	40.84	46.45	37.78	59.49	66.98	73.45	29.45	54.71	81.08	50.48	67.01
	TOTAL	53.00	53.00	53.00	53.00	53.00	53.00	53.00	53.00	53.00	53.00	53.00	53.00	53.00	53.00	53.00
	Zero Count	4	11	15	22	30	22	28	17	15	12	34	19	9	26	12
	Sub Map No.	49.00	42.00	38.00	31.00	23.00	31.00	25.00	36.00	38.00	41.00	19.00	34.00	44.00	27.00	41.00
	Avg Attain	1.97	1.72	1.76	1.60	1.78	1.50	1.51	1.65	1.76	1.79	1.55	1.61	1.84	1.87	1.63
	Direct 80%	1.57	1.38	1.41	1.28	1.42	1.20	1.21	1.32	1.41	1.43	1.24	1.29	1.47	1.50	1.31
	Indirect Attainment															
	Program end sem survey/Exit Survey(50%)	3	3	2	3	2	3	3	3	2	2	3	2	3	3	3
	Employer survey (20%)	1.5	1.5	1	1.5	1	1.5	1.5	1.5	1	1	1.5	1	1.5	1.5	1.5
	Alumni survey (15%)	3	2	3	2	2	3	2	2	3	2	2	2	3	3	3
Parents Feedback(15%)	0.6	0.4	0.6	0.4	0.4	0.6	0.4	0.4	0.6	0.4	0.4	0.4	0.6	0.6	0.6	
SUMI	2	2	2	3	2	2	2	2	2	2	2	2	2	3	3	
Total Indirect Attainment (20%)	0.3	0.3	0.3	0.45	0.3	0.3	0.3	0.3	0.3	0.3	0.3	0.3	0.3	0.45	0.45	
Total Direct+Indirect Attainment	2.11	1.91	1.85	1.81	1.82	1.77	1.71	1.82	1.85	1.83	1.74	1.68	1.91	1.91	1.91	
Target	2.4	2.4	2.4	2.4	2.4	2.4	2.4	2.4	2.4	2.4	2.4	2.4	2.4	2.4	2.4	
GAP	0.29	0.49	0.55	0.59	0.58	0.63	0.69	0.58	0.55	0.57	0.66	0.71	0.49	0.33	0.49	



TECHNOCRATS INSTITUTE OF TECHNOLOGY (EXCELLENCE), BHOPAL
DEPARTMENT OF MECHANICAL ENGINEERING

CO Attainment of All Courses In Session 2022-23 (Batch 2019-23)


Sem	Course	Target	CO1		CO2		CO3		CO4		CO5	
			Attainment	GAP	Attainment	GAP	Attainment	GAP	Attainment	GAP	Attainment	GAP
I	BT201 (T)	1.8	0.9	0.9	0.9	0.9	0.9	0.9	0.9	0.9	0.9	0.9
	BT201(L)	2.7	3	-0.3	3	-0.3	3	-0.3	3	-0.3	3	-0.3
	BT102(T)	1.8	0.9	0.9	0.9	0.9	0.9	0.9	0.9	0.9	0.9	0.9
	BT203(T)	1.8	0.9	0.9	0.9	0.9	0.9	0.9	0.9	0.9	0.9	0.9
	BT203(L)	2.7	3	-0.3	3	-0.3	2.6	0.1	2.6	0.1	3	-0.3
	BT204(T)	1.8	0.9	0.9	0.9	0.9	0.9	0.9	0.9	0.9	0.9	0.9
	BT204(L)	2.7	3	-0.3	3	-0.3	3	-0.3	2.6	0.1	3	-0.3
	BT205(T)	1.8	0.9	0.9	0.9	0.9	0.9	0.9	0.9	0.9	0.9	0.9
	BT205(L)	2.7	3	-0.3	3	-0.3	3	-0.3	2.6	0.1	2.2	0.5
	BT206(L)	2.7	3	-0.3	3	-0.3	3	-0.3	3	-0.3	3	-0.3
	BT101(T)	1.8	3	-1.2	3	-1.2	3	-1.2	3	-1.2	3	-1.2
	BT101(L)	2.7	3	-0.3	3	-0.3	3	-0.3	3	-0.3	3	-0.3
II	BT202(T)	1.8	3	-1.2	3	-1.2	3	-1.2	3	-1.2	3	-1.2
	BT103(T)	1.8	3	-1.2	3	-1.2	3	-1.2	3	-1.2	3	-1.2
	BT103(L)	2.7	3	-0.3	3	-0.3	3	-0.3	3	-0.3	3	-0.3
	BT104(T)	1.8	3	-1.2	3	-1.2	3	-1.2	3	-1.2	3	-1.2
	BT104(L)	2.7	3	-0.3	3	-0.3	3	-0.3	3	-0.3	3	-0.3
	BT105(T)	1.8	3	-1.2	3	-1.2	3	-1.2	3	-1.2	3	-1.2
	BT105(L)	2.7	3	-0.3	3	-0.3	3	-0.3	3	-0.3	3	-0.3
	BT106(L)	2.7	3	-0.3	3	-0.3	3	-0.3	3	-0.3	3	-0.3
	BT108(L)	2.7	3	-0.3	3	-0.3	3	-0.3	3	-0.3	3	-0.3
	BT301(T)	1.8	3	-1.2	3	-1.2	3	-1.2	3	-1.2	3	-1.2
	ME302(T)	1.8	2.7	-0.9	2.7	-0.9	2.7	-0.9	2.7	-0.9	2.7	-0.9
	ME303(T)	2.1	3	-0.9	3	-0.9	3	-0.9	2.1	0	2.1	0
III	ME303(L)	2.7	2.6	0.1	2.6	0.1	3	-0.3	3	-0.3	3	-0.3
	ME304(T)	1.8	3	-1.2	3	-1.2	3	-1.2	2.4	-0.6	2.1	-0.3
	ME304(L)	2.7	3	-0.3	3	-0.3	3	-0.3	3	-0.3	3	-0.3
	ME305(T)	1.8	3	-1.2	3	-1.2	3	-1.2	2.7	-0.9	3	-1.2
	ME305(L)	2.7	3	-0.3	3	-0.3	3	-0.3	3	-0.3	3	-0.3
	ME306(L)	2.7	3	-0.3	2.2	0.5	2.6	0.1	1.8	0.9	0.5	-0.3
	BT107	2.7	3	-0.3	3	-0.3	3	-0.3	3	-0.3	3	-0.3



TECHNOCRATS INSTITUTE OF TECHNOLOGY (EXCELLENCE), BHOPAL
DEPARTMENT OF MECHANICAL ENGINEERING

CO Attainment Of All Courses In Session 2022-23 (Batch 2019-23)

Sem	Course	Target	CO1		CO2		CO3		CO4		CO5	
			Attainment	GAP	Attainment	GAP	Attainment	GAP	Attainment	GAP	Attainment	GAP
IV	ES401(T)	2.4	3	-0.6	3	-0.6	3	-0.6	3	-0.6	3	-0.6
	ME402(T)	2.4	3	-0.6	3	-0.6	3	-0.6	3	-0.6	3	-0.6
	ME402(L)	2.7	3	-0.3	3	-0.3	3	-0.3	2.6	0.1	2.6	0.1
	ME403(T)	1.8	2.7	-0.9	3	-1.2	2.7	-0.9	3	-1.2	3	-1.2
	ME403(L)	2.7	2.2	0.5	2.2	0.5	2.2	0.5	2.2	0.5	2.2	0.5
	ME404(T)	2.1	2.7	-0.6	2.7	-0.6	2.7	-0.6	2.7	-0.6	2.7	-0.6
	ME404(L)	2.7	2.6	0.1	3	-0.3	2.6	0.1	3	-0.3	3	-0.3
	ME405(T)	2.4	3	-0.6	3	-0.6	3	-0.6	3	-0.6	3	-0.6
	ME405(L)	2.7	2.6	0.1	2.6	0.1	2.6	0.1	2.6	0.1	2.6	0.1
	ME406(L)	2.7	3	-0.3	2.6	0.1	2.6	0.1	2.6	0.1	3	-0.3
V	ME501(T)	2.1	2.4	-0.3	2.4	-0.3	2.4	-0.3	2.4	-0.3	2.4	-0.3
	ME501(L)	2.7	3	-0.3	2.2	0.5	2.2	0.5	2.2	0.5	2.2	0.5
	ME502(T)	1.8	2.7	-0.9	2.4	-0.6	2.4	-0.6	2.4	-0.6	2.7	-0.9
	ME502(L)	2.7	3	-0.3	2.2	0.5	2.2	0.5	2.2	0.5	2.2	0.5
	ME503(T)	1.8	2.4	-0.6	2.4	-0.6	2.4	-0.6	2.4	-0.6	2.7	-0.9
	ME504(T)	2.4	2.4	0	2.4	0	2.4	0	2.4	0	2.4	0
	ME505(L)	2.7	3	-0.3	2.6	0.1	2.6	0.1	2.6	0.1	2.6	0.1
	ME506(L)	2.7	3	-0.3	2.6	0.1	2.6	0.1	2.6	0.1	2.6	0.1
	BT407	2.7	3	-0.3	3	-0.3	3	-0.3	3	-0.3	3	-0.3
	ME508	2.7	2	0.7	2	0.7	2	0.7	2	0.7	2	0.7
VI	ME601(T)	2.1	0.9	1.2	0.9	1.2	0.9	1.2	0.9	1.2	0.9	1.2
	ME601(L)	2.7	2.2	0.5	1.8	0.9	1.8	0.9	1.8	0.9	1.8	0.9
	ME602(T)	2.1	0.9	1.2	0.9	1.2	0.9	0.9	0.9	1.2	0.9	1.2
	ME602(L)	2.7	2.2	0.5	2.2	0.5	1.8	0.9	1.8	0.9	1.8	0.9
	ME603(T)	2.1	0.9	1.2	0.9	1.2	0.9	0.9	0.9	1.2	0.9	1.2
	ME604(T)	2.1	0.9	1.2	0.6	1.5	0.6	0.6	0.6	1.5	0.6	1.2
	ME605(L)	2.7	3	-0.3	3	-0.3	1.8	0.9	2.6	0.1	2.6	0.1
	ME606(L)	2.7	2.6	0.1	2.5	0.1	2.2	0.5	1.8	0.9	1.8	0.9
	ME608	2.7	3	-0.3	3	-0.3	3	-0.3	3	-0.3	3	-0.3



TECHNOCRATS INSTITUTE OF TECHNOLOGY (EXCELLENCE), BHOPAL
DEPARTMENT OF MECHANICAL ENGINEERING

CO Attainment Of All Courses In Session 2022-23 (Batch 2019-23)

Sem	Course	Target	CO1			CO2			CO3			CO4			CO5	
			Attainment	GAP	Attainment	GAP	Attainment	GAP	Attainment	GAP	Attainment	GAP	Attainment	GAP		
VII	ME701(T)	1.8	0.9	0.9	0.9	0.9	0.9	0.9	0.9	0.9	0.9	0.9	0.9	0.9	0.9	
	ME701(L)	2.7	3	-0.3	3	-0.3	3	-0.3	3	-0.3	3	-0.3	3	-0.3	-0.3	
	ME702(T)	2.1	0.9	1.2	0.9	1.2	0.9	1.2	0.9	1.2	0.9	1.2	0.9	1.2	1.2	
	ME703(T)	2.4	0.9	1.5	0.9	1.5	0.9	1.5	0.9	1.5	0.9	1.5	0.9	1.5	1.5	
	ME704(L)	2.7	3	-0.3	3	-0.3	3	-0.3	3	-0.3	3	-0.3	3	-0.3	-0.3	
	ME705(L)	2.7	3	-0.3	3	-0.3	3	-0.3	3	-0.3	3	-0.3	3	-0.3	-0.3	
VIII	ME706(L)	2.7	3	-0.3	3	-0.3	3	-0.3	3	-0.3	3	-0.3	3	-0.3	-0.3	
	ME607	2.7	3	-0.3	3	-0.3	3	-0.3	3	-0.3	3	-0.3	3	-0.3	-0.3	
	ME801(T)	2.1	0.9	1.2	0.9	1.2	0.9	1.2	0.9	1.2	0.9	1.2	0.9	1.2	1.2	
	ME801(L)	2.7	3	-0.3	3	-0.3	3	-0.3	3	-0.3	3	-0.3	3	-0.3	-0.3	
	ME802(T)	2.4	0.9	1.5	0.9	1.5	0.9	1.5	0.9	1.5	0.9	1.5	0.9	1.5	1.5	
ME803(T)	2.1	0.9	1.2	0.9	1.2	0.9	1.2	0.9	1.2	0.9	1.2	0.9	1.2	1.2		
ME804(L)	2.7	2.7	0	2.7	0	2.7	0	2.7	0	2.7	0	2.7	0	-0.3	-0.3	
ME805(L)	2.7	3	-0.3	3	-0.3	3	-0.3	3	-0.3	3	-0.3	3	-0.3	3	-0.3	

[Signature]
Director
Technocrats Institute of Technology
(Excellence)
Asand Nagar, Bhopal



TECHNOCRATS INSTITUTE OF TECHNOLOGY (EXCELLENCE), BHOPAL
DEPARTMENT OF MECHANICAL ENGINEERING

Total Direct and Indirect PO And PSO Attainment in Session 2022-23 (Batch 2019-23)

Sem	Course	PO1	PO2	PO3	PO4	PO5	PO6	PO7	PO8	PO9	PO10	PO11	PO12	PSO1	PSO2	PSO3
I	BT201	1.15	1.07	0.53	0.60	1.00	-	-	1.07	2.80	1.07	0.38	1.02	-	0.53	1.00
	BT102	0.78	0.72	0.66	0.54	-	-	-	-	-	-	-	0.60	0.60	0.60	0.60
	BT203	1.03	0.95	1.15	-	-	1.07	0.76	0.60	0.96	0.99	-	1.03	0.96	1.33	0.72
	BT204	1.57	1.15	0.83	0.60	1.17	0.60	-	1.95	1.95	1.25	-	1.91	0.96	1.02	1.02
	BT205	1.52	0.75	1.15	0.60	1.10	0.60	-	1.84	1.84	1.21	-	1.87	0.84	-	0.90
	BT206	-	-	-	-	-	-	-	1.67	2.60	2.40	1.75	2.00	2.00	-	-
II	BT101	3.00	2.00	1.50	2.00	2.00	-	1.00	-	3.00	3.00	2.00	2.00	1.33	1.33	-
	BT202	2.60	2.60	1.80	2.00	-	2.00	-	-	-	-	-	2.00	1.80	1.50	1.60
	BT103	-	-	-	-	-	-	-	2.50	2.33	3.00	1.78	2.11	-	-	1.67
	BT104	2.93	1.87	3.00	-	2.00	2.00	-	2.00	2.60	1.80	-	2.50	1.00	1.00	1.00
	BT105	3.00	1.73	2.00	1.80	3.00	-	-	2.33	2.00	2.00	-	2.00	2.00	2.00	2.00
	BT106	2.00	1.20	1.60	-	-	2.00	-	-	2.00	2.00	2.00	2.00	1.80	1.33	1.00
III	BT108	-	-	-	-	2.00	1.60	2.75	-	1.67	2.00	2.00	2.00	-	-	1.40
	ME301	2.40	2.60	2.00	2.40	-	-	1.00	-	-	-	-	2.00	2.40	2.60	2.20
	ME302	1.80	1.62	1.50	-	-	-	1.80	-	-	-	-	1.80	-	1.80	1.80
	ME303	1.90	1.76	1.80	1.17	-	-	-	-	1.89	1.32	-	1.60	1.97	1.35	1.84
	ME304	2.11	2.00	1.87	1.87	-	-	-	-	2.00	2.00	-	1.73	2.00	1.73	1.71
	ME305	2.24	1.91	1.59	2.00	2.00	-	-	-	1.80	1.75	-	2.17	2.11	2.11	1.89
IV	ME306	1.57	1.28	1.22	0.73	-	-	-	-	1.43	1.13	-	1.28	-	1.43	0.69
	BT107	2.00	1.75	1.50	1.00	1.00	1.00	-	1.00	1.60	2.00	1.25	2.00	1.33	1.33	1.20
	ES401	2.20	-	-	-	-	3.00	3.00	3.00	-	2.00	-	2.50	-	2.67	2.00
	ME402	1.96	1.96	1.96	-	2.00	-	-	-	1.89	1.89	-	1.71	1.75	1.51	1.52
	ME403	2.37	1.77	1.52	1.93	-	-	-	-	1.17	1.47	-	-	1.50	1.67	0.89
	ME404	2.32	1.83	1.87	1.34	-	-	-	-	1.89	1.89	-	-	1.76	1.69	1.48
V	ME405	1.91	1.91	1.91	-	1.73	-	-	-	1.56	1.56	-	-	1.85	1.57	1.24
	ME406	1.64	1.73	-	-	1.80	-	-	-	1.44	0.90	-	1.44	1.64	1.64	1.64
	ME501	1.81	1.48	1.57	1.47	-	1.56	1.94	1.60	1.57	1.60	-	-	1.60	2.12	1.52
	ME502	2.28	1.53	1.41	1.60	-	-	1.80	0.79	1.57	-	-	1.80	1.62	2.70	1.26
	ME503	1.80	1.80	1.00	1.60	-	-	-	-	-	-	-	-	0.82	1.80	0.83
	ME504	0.80	1.20	1.00	0.80	1.60	0.80	-	0.80	-	-	1.20	1.12	1.60	2.12	0.80
ME505	0.89	2.68	1.79	0.87	2.68	0.89	1.79	-	-	0.89	-	0.89	0.89	0.89	0.89	
ME506	2.68	2.68	2.31	2.31	2.68	2.68	1.59	1.73	2.68	2.31	2.68	2.68	2.68	2.68	2.68	
ME407	2.00	-	1.50	1.00	1.00	1.00	-	-	1.60	2.00	1.25	2.00	2.00	2.00	2.00	
ME508	1.87	1.47	1.33	1.20	1.33	0.67	0.67	0.67	0.67	1.33	1.33	1.33	1.33	1.33	1.33	



TECHNOCRATS INSTITUTE OF TECHNOLOGY (EXCELLENCE), BHOPAL
DEPARTMENT OF MECHANICAL ENGINEERING

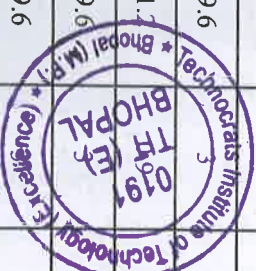
Total Direct and Indirect POAnd PSO Attainment in Session 2022-23 (Batch 2019-23)

Sem	Course	PO1	PO2	PO3	PO4	PO5	PO6	PO7	PO8	PO9	PO10	PO11	PO12	PSO1	PSO2	PSO3	
VI	ME601	0.69	0.68	0.75	0.60	-	-	0.41	-	1.11	0.63	-	-	0.45	0.70	0.40	
	ME602	0.88	0.71	0.68	0.48	-	-	-	-	0.65	0.65	-	0.60	0.79	0.72	0.30	
	ME603	0.66	0.60	0.48	0.50	-	-	-	-	-	-	-	-	0.54	0.38	0.30	
	ME604	0.44	0.40	0.33	0.40	-	-	0.44	0.44	-	-	-	-	0.40	0.22	0.35	0.32
	ME605	1.68	0.84	1.60	-	2.52	-	-	-	-	1.68	1.68	-	1.48	1.83	-	1.48
	ME606	2.13	1.83	1.03	-	-	-	-	-	-	-	-	-	-	-	-	-
	ME608	2.20	1.80	1.60	1.47	1.33	0.80	0.75	1.00	1.60	1.60	1.60	1.60	1.60	1.67	1.50	1.60
	ME701	1.01	0.91	0.73	0.94	-	-	-	-	2.00	2.00	1.00	-	0.67	0.65	0.76	0.60
	ME702	0.66	0.66	0.60	0.42	-	-	-	-	-	-	-	-	-	0.36	0.45	0.30
	ME703	0.30	0.45	0.60	-	0.30	0.50	-	-	0.60	0.40	0.30	0.48	0.36	0.30	0.30	0.48
	ME704	1.00	1.00	1.00	-	2.25	-	-	-	-	1.75	1.00	-	1.50	1.00	1.00	1.00
ME705	-	2.00	2.00	-	2.00	-	-	-	-	-	2.00	-	-	1.00	-	1.00	
ME706	2.80	2.20	2.00	1.80	2.00	1.00	1.00	1.00	1.00	2.00	2.00	2.00	2.00	2.00	2.00	2.00	
ME607	2.00	1.75	1.50	1.00	1.00	1.00	-	-	1.00	1.60	2.00	1.25	2.00	1.33	1.33	1.20	
ME801	1.17	1.03	1.07	1.35	2.80	1.02	1.27	0.90	0.50	0.60	0.60	0.62	0.50	0.25	0.25	0.50	
ME802	0.60	0.53	0.60	0.60	-	-	-	-	0.30	-	-	-	0.54	0.54	0.78	0.60	
ME803	0.42	0.33	0.35	0.20	0.40	0.56	-	-	0.50	0.60	0.34	0.62	0.50	0.25	0.25	0.50	
ME804	2.28	1.70	1.88	1.90	2.28	2.00	1.88	1.88	-	1.88	1.88	-	1.52	1.88	1.14	0.90	
ME805	2.80	2.20	2.00	1.80	2.00	1.00	1.00	1.00	1.00	2.00	2.00	2.00	2.00	2.00	2.00	2.00	
VIII	Direct Attainment	1.71	1.47	1.37	1.21	1.75	1.21	1.33	1.30	1.76	1.58	1.48	1.55	1.30	1.34	1.23	
	80% of Direct Attainment	1.37	1.18	1.09	0.97	1.40	0.97	1.06	1.04	1.41	1.27	1.18	1.24	1.04	1.07	0.98	
Program end sem survey /Exit Survey (50%)	2	2	2	2	3	2	2	3	3	2	3	2	2	3	2	3	
	1	1	1	1.5	1	1	1.5	1.5	1.5	1	1.5	1	1	1.5	1	1.5	
Employer survey (20%)	2	2	3	2	2	3	2	2	2	1	3	2	2	2	3	2	
	0.4	0.4	0.6	0.4	0.4	0.6	0.4	0.4	0.4	0.2	0.6	0.4	0.4	0.4	0.6	0.4	
Alumni survey (15%)	2	2	2	2	3	3	2	2	2	2	2	1	2	2	3	3	
	0.3	0.3	0.3	0.3	0.45	0.45	0.3	0.3	0.3	0.3	0.3	0.15	0.3	0.3	0.45	0.45	
Parents Feedback (15%)	2	3	2	3	2	3	3	3	2	2	1	1	2	2	2	2	
	0.3	0.45	0.3	0.45	0.3	0.45	0.45	0.45	0.3	0.3	0.15	0.15	0.3	0.3	0.3	0.3	
Indirect Attainment (Sum)	2.00	2.15	2.20	2.65	2.15	2.50	2.65	2.65	2.50	1.80	2.55	1.70	2.00	2.50	2.35	2.65	
	0.40	0.43	0.44	0.53	0.43	0.50	0.53	0.53	0.50	0.36	0.51	0.34	0.40	0.50	0.50	0.53	
Total Direct (80%)+Indirect (20%) Attainment	1.77	1.61	1.53	1.50	1.83	1.47	1.59	1.54	1.77	1.78	1.52	1.64	1.54	1.54	1.54	1.54	
	2.40	2.40	2.40	2.40	2.40	2.40	2.40	2.40	2.40	2.40	2.40	2.40	2.40	2.40	2.40	2.40	
GAP	0.63	0.79	0.87	0.90	0.57	0.93	0.81	0.86	0.63	0.62	0.88	0.76	0.86	0.86	0.86	0.86	
	0.63	0.79	0.87	0.90	0.57	0.93	0.81	0.86	0.63	0.62	0.88	0.76	0.86	0.86	0.86	0.86	




TECHNOCRATS INSTITUTE OF TECHNOLOGY (EXCELLENCE), BHOPAL
DEPARTMENT OF COMPUTER SCIENCE ENGINEERING
CO Attainment of all courses in session 2022-23 (Batch 2019-23)

Sem	Course	Target	CO1		Gap	CO2		Gap	CO3		Gap	CO4		Gap	CO5		Gap
			Attainment	Gap		Attainment	Gap		Attainment	Gap		Attainment	Gap		Attainment	Gap	
I	BT-101	2.4	0.9	1.5	0.9	0.6	0.9	-0.3	0.9	-1.2	0.9	-2.1					
	BT-101 (P)	2.4	3	-0.6	3	-3.6	3	-6.6	3	-9.6	3	-12.6					
	BT-102	2.4	0.9	1.5	0.9	0.6	0.9	-0.3	0.9	-1.2	0.9	-2.1					
	BT-103	2.4	2.3	0.1	2.3	-2.2	2.3	-4.5	2.3	-6.8	2.3	-9.1					
	BT-103 (P)	2.4	3	-0.6	3	-3.6	3	-6.6	3	-9.6	3	-12.6					
	BT-104	2.4	0.9	1.5	0.9	0.6	0.9	-0.3	0.9	-1.2	0.9	-2.1					
	BT-104 (P)	2.4	3	-0.6	3	-3.6	3	-6.6	3	-9.6	3	-12.6					
	BT-105	2.4	0.9	1.5	0.9	0.6	0.9	-0.3	0.9	-1.2	0.9	-2.1					
	BT-105 (P)	2.4	3	-0.6	3	-3.6	3	-6.6	3	-9.6	3	-12.6					
	BT-106 (P)	2.4	3	-0.6	3	-3.6	3	-6.6	3	-9.6	3	-12.6					
II	BT-108	2.4	3	-0.6	3	-3.6	3	-6.6	3	-9.6	3	-12.6					
	BT-201	2.4	1.6	0.8	1.6	-0.8	1.6	-2.4	1.6	-4	1.6	-5.6					
	BT-201(P)	2.4	3	-0.6	3	-3.6	3	-6.6	3	-9.6	3	-12.6					
	BT-202	2.4	0.9	1.5	0.9	0.6	0.9	-0.3	0.9	-1.2	0.9	-2.1					
	BT-203	2.4	0.9	1.5	0.9	0.6	0.9	-0.3	0.9	-1.2	0.9	-2.1					
	BT-203 (P)	2.4	3	-0.6	3	-3.6	3	-6.6	3	-9.6	3	-12.6					
	BT-204	2.4	0.9	1.5	0.9	0.6	0.9	-0.3	0.9	-1.2	0.9	-2.1					
	BT-204 (P)	2.4	3	-0.6	3	-3.6	3	-6.6	3	-9.6	3	-12.6					
	BT-205	2.4	0.9	1.5	0.9	0.6	0.9	-0.3	0.9	-1.2	0.9	-2.1					
	BT-205 (P)	2.4	3	-0.6	3	-3.6	3	-6.6	3	-9.6	3	-12.6					
BT-206 (P)	2.4	3	-0.6	3	-3.6	3	-6.6	3	-9.6	3	-12.6						



TECHNOCRATS INSTITUTE OF TECHNOLOGY (EXCELLENCE), BHOPAL
DEPARTMENT OF COMPUTER SCIENCE ENGINEERING
CO Attainment of all courses in session 2022-23 (Batch 2019-23)

Sem	Course	Target	CO1		Gap	CO2		Gap	CO3		Gap	CO4		Gap	CO5		Gap
			Attainment	Gap		Attainment	Gap		Attainment	Gap		Attainment	Gap		Attainment	Gap	
III	CS-301	2.4	2.3	0.1	2.3	-2.2	2	-4.2	2	-6.2	2	-8.2					
	CS-302	2.4	0.9	1.5	0.6	0.9	0	0.6	-0.6	0.6	-1.2						
	CS-303	2.4	0.6	1.8	0.6	1.2	0.6	0.6	0	0.6	-0.6						
	CS-303(P)	2.4	2.1	0.3	2.1	-1.8	2.1	-3.9	2.1	-6	2.1	-8.1					
	CS-304	2.4	0.3	2.1	0.3	1.8	0.3	1.5	0.3	1.2	0.3	0.9					
	CS-304(P)	2.4	2.1	0.3	2.1	-1.8	2.1	-3.9	2.1	-6	2.1	-8.1					
	CS-305	2.4	1	1.4	1	0.4	1	-0.6	1	-1.6	1	-2.6					
	CS-305(P)	2.4	2.4	0	2.1	-2.1	2.1	-4.2	2.1	-6.3	2.1	-8.4					
	CS-306	2.4	2.1	0.3	2.1	-1.8	2.1	-3.9	2.1	-6	2.1	-8.1					
	BT-107	2.4	0	2.4	0	2.4	0	2.4	0	2.4	0	2.4					
IV	BT-401	2.4	3	-0.6	3	-3.6	3	-6.6	3	-9.6	3	-12.6					
	CS-402	2.4	3	-0.6	3	-3.6	3	-6.6	3	-9.6	3	-12.6					
	CS-402(P)	2.4	2.4	0	2.4	-2.4	2.4	-4.8	2.4	-7.2	2.4	-9.6					
	CS-403	2.4	3	-0.6	3	-3.6	3	-6.6	3	-9.6	3	-12.6					
	CS-403(P)	2.4	2.4	0	2.4	-2.4	2.4	-4.8	2.4	-7.2	2.4	-9.6					
	CS-404	2.4	3	-0.6	3	-3.6	3	-6.6	3	-9.6	3	-12.6					
	CS-404(P)	2.4	2.4	0	2.4	-2.4	2.4	-4.8	2.4	-7.2	2.4	-9.6					
	CS-405	2.4	3	-0.6	3	-3.6	3	-6.6	3	-9.6	3	-12.6					
	CS-405(P)	2.4	2.4	0	2.4	-2.4	2.4	-4.8	2.4	-7.2	2.4	-9.6					
	CS-406	2.4	2.4	0	2.4	-2.4	2.4	-4.8	2.4	-7.2	2.4	-9.6					



TECHNOCRATS INSTITUTE OF TECHNOLOGY (EXCELLENCE), BHOPAL
DEPARTMENT OF COMPUTER SCIENCE ENGINEERING
CO Attainment of all courses in session 2022-23 (Batch 2019-23)

Sem	Course	Target	CO1		Gap	CO2		Gap	CO3		Gap	CO4		Gap	CO5		Gap
			Attainment	Gap		Attainment	Gap		Attainment	Gap		Attainment	Gap		Attainment	Gap	
V	CS-501	2.4	3	-0.6	3	-3.6	3	-6.6	3	-9.6	3	-9.6	3	-12.6	3	-12.6	
	CS-501(P)	2.4	2.1	0.3	2.4	-2.1	2.1	-4.2	2.1	-6.3	2.1	-8.4	2.1	-8.4			
	CS-502	2.4	3	-0.6	3	-3.6	3	-6.6	3	-9.6	3	-12.6	3	-12.6			
	CS-502(P)	2.4	2.1	0.3	2.4	-2.1	2.4	-4.5	2.4	-6.9	2.4	-9.3	2.4	-9.3			
	CS-503	2.4	3	-0.6	3	-3.6	3	-6.6	3	-9.6	3	-12.6	3	-12.6			
	CS-504	2.4	3	-0.6	3	-3.6	3	-6.6	3	-9.6	3	-12.6	3	-12.6			
	CS-505(P)	2.4	2.4	0	2.7	-2.7	2.7	-5.4	2.7	-8.1	2.4	-10.5	2.4	-10.5			
	CS-506(P)	2.4	2.4	0	2.4	-2.4	2.7	-5.1	2.7	-7.8	2.4	-10.2	2.4	-10.2			
	BT-407	2.4	3	-0.6	3	-3.6	3	-6.6	3	-9.6	2.1	-11.7	2.1	-11.7			
	CS-508	2.4	3	-0.6	3	-3.6	3	-6.6	3	-9.6	2.1	-11.7	2.1	-11.7			
VI	CS-601	2.4	2.4	0	2.4	-2.4	2.4	-4.8	2.4	-7.2	2.4	-9.6	2.4	-9.6			
	CS-601(P)	2.4	2.4	0	2.1	-2.1	2.1	-4.2	2.1	-6.3	2.1	-8.4	2.1	-8.4			
	CS-602	2.4	2.4	0	2.4	-2.4	2.4	-4.8	2.4	-7.2	2.4	-9.6	2.4	-9.6			
	CS-602(P)	2.4	2.1	0.3	2.1	-1.8	2.1	-3.9	2.1	-6	2.1	-8.1	2.1	-8.1			
	CS-603	2.4	2.4	0	2.4	-2.4	2.4	-4.8	2.4	-7.2	2.4	-9.6	2.4	-9.6			
	CS-604	2.4	2.4	0	2.4	-2.4	2.4	-4.8	2.4	-7.2	2.4	-9.6	2.4	-9.6			
	CS-605	2.4	2.1	0.3	2.1	-1.8	2.1	-3.9	2.1	-6	2.1	-8.1	2.1	-8.1			
	CS-606	2.4	2.4	0	2.1	-2.1	2.1	-4.2	2.1	-6.3	2.1	-8.4	2.1	-8.4			
CS-608	2.4	3	-0.6	2.7	-3.3	2.7	-6	3	-9	3	-11.1	3	-11.1				



TECHNOCRATS INSTITUTE OF TECHNOLOGY (EXCELLENCE), BHOPAL
DEPARTMENT OF COMPUTER SCIENCE ENGINEERING
CO Attainment of all courses in session 2022-23 (Batch 2019-23)

Sem	Course	Target	CO1		Gap	CO2		Gap	CO3		Gap	CO4		Gap	CO5		Gap
			Attainment	Gap		Attainment	Gap		Attainment	Gap		Attainment	Gap		Attainment	Gap	
VIII	CS-701	2.4	3	-0.6	3	-3.6	3	-6.6	3	-9.6	3	-12.6					
	CS-701(P)	2.4	2.7	-0.3	2.4	-2.7	2.1	-4.8	2.4	-7.2	2.4	-9.6					
	CS-702	2.4	3	-0.6	3	-3.6	3	-6.6	3	-9.6	3	-12.6					
	CS-703	2.4	3	-0.6	3	-3.6	2.7	-6.3	3	-9.3	3	-12.3					
	CS-704(P)	2.4	3	-0.6	2.4	-3	2.1	-5.1	2.4	-7.5	2.4	-9.9					
	CS-705(P)	2.4	2.7	-0.3	2.4	-2.7	2.1	-4.8	2.1	-6.9	2.1	-9					
	CS-706(P)	2.4	3	-0.6	3	-3.6	3	-6.6	3	-9.6	3	-12.6					
	CS-607(P)	2.4	3	-0.6	3	-3.6	3	-6.6	3	-9.6	2.1	-11.7					
	CS-801	2.4	1.6	0.8	1.6	-0.8	1.6	-2.4	1.6	-4	1.6	-5.6					
	CS-801(P)	2.4	2.1	0.3	2.1	-1.8	2.1	-3.9	2.1	-6	2.1	-8.1					
VIII	CS-802	2.4	2.3	0.1	2.3	-2.2	2.3	-4.5	2.3	-6.8	2.3	-9.1					
	CS-803	2.4	1.6	0.8	1.6	-0.8	1.6	-2.4	1.6	-4	1.6	-5.6					
	CS-804(P)	2.4	3	-0.6	2.7	-3.3	2.1	-5.4	2.1	-7.5	2.7	-10.2					
	CS-805(P)	2.4	3	-0.6	3	-3.6	3	-6.6	3	-9.6	3	-12.6					


Director
Technocrats Institute of Technology
(Excellence)
Asand Nagar, Bhopal



TECHNOCRATS INSTITUTE OF TECHNOLOGY (EXCELLENCE), BHOPAL
DEPARTMENT OF COMPUTER SCIENCE ENGINEERING
Total Direct And Indirect PO And PSO Attainment In Session 2022-23 (Batch 2019-23)

S.No.	Course Code	Name	PO											PSO			
			PO1	PO2	PO3	PO4	PO5	PO6	PO7	PO8	PO9	PO10	PO11	PO12	PSO1	PSO2	PSO3
1	BT101	Engineering Chemistry	2.65	2.21	1.67	2.21	2.00	1.93	1.31	1.93	1.91	1.91	0.00	2.00	1.67	0.00	1.51
2	BT102	Mathematics I	2.60	2.60	1.80	2.00	0.00	2.00	0.00	0.00	0.00	0.00	2.00	0.00	0.00	0.00	
3	BT103	Communication Skill	0.00	0.00	0.00	0.00	0.00	0.00	2.50	1.91	1.91	1.78	2.11	1.67	0.00	1.51	
4	BT104	Basic Electrical and Electronics	2.93	1.87	3.00	0.00	2.00	2.00	0.00	2.00	1.80	0.00	2.50	1.67	0.00	1.51	
5	BT105	Engineering Graphics	3.00	1.73	3.00	1.80	2.00	2.00	0.00	3.00	2.00	1.80	2.00	1.67	0.00	1.51	
6	BT106	Manufacturing Practices	2.00	1.20	1.60	0.00	0.00	2.00	0.00	2.00	2.00	2.00	2.00	0.00	0.00	0.00	
7	BT108	Swachh Bharat Summer Internship Umrat Bharat Abhiyan (100Hrs)/ Rural Outreach	0.00	0.00	0.00	0.00	2.00	1.60	2.75	0.00	1.67	2.00	2.00	0.00	0.00	0.00	
8	BT201	Engineering Physics	0.72	0.60	0.53	0.60	0.50	0.00	0.00	0.30	0.00	0.30	0.53	0.00	0.00	0.00	
9	BT202	Mathematics II	0.78	0.72	0.66	0.54	0.00	0.00	0.00	0.00	0.00	0.00	0.60	0.00	0.00	0.00	
10	BT203	Basic Mechanical Engineering	1.03	0.96	1.18	0.00	0.00	0.60	0.60	0.60	1.89	1.91	1.82	1.67	0.00	1.51	
11	BT204	Basic Civil Engineering & Mechanics	1.54	1.13	0.83	0.60	1.87	0.60	0.00	1.89	1.89	1.91	1.82	1.67	0.00	1.51	
12	BT205	Basic Computer Engineering	1.54	0.00	1.09	0.60	1.87	0.00	0.00	1.89	1.89	1.91	1.03	1.67	0.00	1.51	
13	BT206	Language Lab & Seminars	0.00	0.00	0.00	0.00	0.00	0.00	0.00	1.58	2.39	2.21	1.84	0.00	0.00	0.00	
14	ES301	Energy & Environmental Engineerin	0.88	0.00	0.00	0.00	0.00	1.76	1.42	0.00	1.60	0.00	2.70	0.00	0.00	1.40	
15	CS302	Discrete Structure	2.08	1.90	2.70	2.70	0.00	0.00	0.00	0.00	0.00	0.00	2.10	0.86	0.86	1.22	
16	CS303	Data Structure	2.54	1.46	1.34	0.83	1.20	0.00	0.00	0.00	0.00	0.00	1.88	2.05	0.00	2.49	
17	CS304	Digital System	1.64	1.80	0.00	0.00	0.00	0.00	0.00	0.00	0.00	0.00	0.00	0.00	0.00	0.00	
18	CS305	Object Oriented Programming & Methodology	2.34	1.64	1.70	0.00	2.00	0.00	0.00	0.00	0.00	0.00	2.16	1.79	1.58	0.00	
19	CS306	Computer Workshop	1.41	0.00	1.41	0.00	1.97	0.00	0.00	0.00	0.00	1.83	1.83	1.71	1.40	1.40	
20	BT107	Evaluation of Internship-I	2.00	2.00	2.00	0.00	1.00	1.00	0.00	2.67	2.00	2.00	1.75	2.40	2.20	3.00	
21	BT401	Mathematics III	1.68	1.82	1.40	1.68	0.00	0.00	0.70	0.00	0.00	0.70	1.40	0.00	0.00	0.70	
22	CS402	Analysis and Design of Algorithm	1.03	1.31	0.66	1.26	0.00	0.00	0.00	0.00	0.00	0.00	1.41	1.41	0.47	0.70	
23	CS403	Software Engineering	1.41	1.22	0.84	0.00	0.78	0.00	0.00	0.94	0.94	0.94	0.94	0.56	1.41	0.94	
24	CS404	Computer Organisation and Architecture	1.41	0.56	0.00	0.00	0.00	0.00	0.00	0.00	0.00	0.00	1.17	0.47	0.47	0.47	
25	CS405	Operating System	1.41	0.47	2.10	2.10	0.00	0.00	0.00	0.00	0.00	0.00	0.00	0.00	0.00	1.17	
26	CS406	Programming Practice	0.00	0.00	0.00	0.00	0.73	0.00	0.00	0.00	0.00	0.00	0.00	0.00	0.00	1.47	
27	CS-501	Theory of Computation	1.75	1.13	0.80	0.00	0.00	0.00	0.00	0.00	0.00	0.00	0.80	0.00	0.00	1.27	
28	CS-502	Database Management Systems	1.50	2.10	1.21	0.00	0.00	0.00	0.00	1.80	1.80	1.21	2.25	0.60	0.00	0.00	
29	CS-503	Departmental Elective- Cyber Security	1.84	1.38	0.90	0.00	1.80	1.84	0.00	1.85	0.92	0.00	2.58	0.47	0.47	0.92	
30	CS-504	Open Elective-Internet and Web Technology	2.08	0.94	2.64	0.00	1.53	0.00	0.00	0.00	0.00	0.00	0.94	0.60	0.00	1.45	
31	CS-505	Lab (Linux)	1.20	0.60	1.20	1.20	0.00	0.00	0.00	0.00	0.00	0.00	1.80	0.60	0.00	0.00	



TECHNOCRATS INSTITUTE OF TECHNOLOGY (EXCELLENCE), BHOPAL
DEPARTMENT OF COMPUTER SCIENCE ENGINEERING

Total Direct And Indirect PO And PSO Attainment In Session 2022-23 (Batch 2019-23)

S.No.	Course Code	Name	PO										PSO							
			PO1	PO2	PO3	PO4	PO5	PO6	PO7	PO8	PO9	PO10	PO11	PO12	PSO1	PSO2	PSO3			
32	CS-506	Lab (Python)	1.80	1.40	1.40	1.20	0.60	0.00	0.00	0.00	0.00	0.00	0.00	0.00	0.00	1.80	0.00	1.20		
33	BT-407	Evaluation of Internship-II	1.50	1.50	1.67	2.00	1.50	1.50	0.00	0.00	0.00	0.00	0.00	2.67	1.67	2.00	1.50	1.50	1.50	
34	CS-508	Minor Project- I	2.40	1.50	2.25	0.00	3.00	1.00	2.00	1.50	2.00	1.50	1.75	1.80	1.80	2.00	1.80	1.80	2.40	
35	CS-601	Machine Learning	1.91	1.44	1.43	1.61	1.62	2.40	2.40	0.00	0.00	0.00	0.00	0.00	0.00	2.23	0.00	0.00	0.74	
36	CS-602	Computer Networks	1.31	1.47	0.70	1.60	1.40	0.00	0.00	0.00	0.00	0.00	0.00	0.00	0.00	1.11	0.00	0.00	1.47	
37	CS-603	Departmental Elective-Compiler Design	1.60	1.20	0.00	0.00	0.00	0.00	0.00	0.00	0.00	0.00	0.00	0.00	0.00	0.00	0.00	0.00	1.60	
38	CS-604	Open Elective -Project Management	1.92	1.20	0.00	0.00	0.00	0.00	0.00	0.00	0.00	0.00	0.00	0.00	0.00	0.80	0.00	1.44	1.60	
39	CS-605	Data Analytics Lab	1.20	0.60	1.35	0.00	1.20	0.00	0.00	0.00	0.00	0.00	0.00	0.00	0.00	0.60	0.60	1.20	0.60	0.00
40	CS-606	Skill Development Lab	0.63	0.73	1.08	0.00	1.52	1.20	0.00	0.00	0.00	0.00	0.00	1.20	1.20	0.90	1.28	1.28	1.27	
41	CS-608	Minor Project- II	2.60	1.83	1.83	0.00	2.50	0.67	1.33	2.00	1.42	2.07	1.44	1.67	1.87	1.87	1.87	1.87	2.60	
42	CS 701	Software Architectures	0.22	0.26	0.22	0.26	0.31	0.00	0.00	0.00	1.50	2.00	2.00	0.26	0.32	0.32	0.33	0.33	2.30	
43	CS-702	Departmental Elective-Big Data	0.00	0.00	0.00	0.00	0.00	0.00	0.00	0.00	0.00	0.00	0.00	0.00	0.00	0.00	0.00	0.00	0.00	
44	CS-703	Open Elective -Data Mining and Warehousing	0.00	0.00	0.00	0.00	0.00	0.00	0.00	0.00	0.00	0.00	0.00	0.00	0.00	0.00	0.00	0.00	0.00	
45	CS-704	Departmental Elective Lab-Big Data	1.80	1.20	1.80	1.00	1.60	0.00	0.00	0.00	0.00	0.00	0.00	0.00	0.00	1.50	1.20	1.20	1.20	
46	CS-705	Open Elective Lab-Data Mining and Warehousing	1.50	1.60	1.40	0.00	1.68	1.80	0.00	0.00	0.80	1.00	0.00	0.00	0.00	1.35	0.72	1.35	1.35	
47	CS-706	Major Project-I	1.80	1.20	1.35	0.00	1.80	0.60	1.20	1.50	1.05	1.44	1.20	1.20	1.32	1.32	1.32	1.80	1.80	
48	CS-607	Evaluation of Internship- III	0.47	0.47	0.29	0.00	0.50	0.50	0.00	0.00	0.80	0.42	0.40	0.47	0.43	0.43	0.43	0.47	0.47	
49	CS-801	Internet of Things	1.67	1.14	1.33	1.67	1.67	1.67	0.00	0.00	0.00	0.60	1.67	1.24	1.67	1.67	0.00	1.51	1.51	
50	CS-802	Departmental Elective-Cloud Computing	0.90	0.60	0.70	0.90	0.90	0.90	0.00	0.00	0.00	0.00	0.90	0.66	0.90	0.90	0.00	0.80	0.80	
51	CS-803	Open Elective -Image processing and Computer Vision	0.90	0.60	0.70	0.90	0.90	0.90	0.00	0.00	0.00	0.00	0.90	0.66	0.90	0.90	0.00	0.80	0.80	
52	CS-804	Cloud Computing lab	1.93	1.47	1.71	2.20	2.20	2.00	0.00	0.00	0.00	0.00	0.00	0.00	0.00	1.51	2.20	1.91	1.91	
53	CS-805	Major Project-II	3.00	2.00	2.33	3.00	3.00	3.00	0.00	0.00	0.00	0.00	0.00	0.00	0.00	2.20	3.00	2.67	2.67	
SUM			78.03	56.76	59.80	34.46	51.15	35.46	13.71	24.34	38.05	35.40	35.89	65.14	57.21	24.61	58.35			
Sub Map No.			53	53	53	53	53	53	53	53	53	53	53	53	53	53	53			
Zero Count			6	9	11	29	20	29	44	39	31	31	30	8	38	33	40			
Sub Map No.			47	44	42	24	33	24	9	14	22	22	23	45	48	40	45			
Avg Attain			1.660	1.290	1.424	1.436	1.550	1.478	1.523	1.738	1.730	1.609	1.561	1.448	1.506	1.231	1.459			
80% of Direct Attainment			1.3	1.0	1.1	1.1	1.2	1.2	1.2	1.4	1.4	1.3	1.2	1.2	1.2	1.2	1.2			



TECHNOCRATS INSTITUTE OF TECHNOLOGY (EXCELLENCE), BHOPAL
DEPARTMENT OF COMPUTER SCIENCE ENGINEERING

Total Direct And Indirect PO And PSO Attainment In Session 2022-23 (Batch 2019-23)

S.No.	Course Code	Name	PO												PSO						
			PO1	PO2	PO3	PO4	PO5	PO6	PO7	PO8	PO9	PO10	PO11	PO12	PSO1	PSO2	PSO3				
	Program end sem survey /Exit Survey (50%)	Employer survey (20%)	3	3	2	2	2	2	2	1	2	2	2	2	2	2	2	2	2		
			1.5	1.5	1	1	1	1	0.5	1	1	1	1	1	0.5	1	1	1	1		
			2	2	2	2	2	2	2	1	1	1	1	1	2	2	2	2	2	3	
			0.4	0.4	0.4	0.4	0.4	0.4	0.4	0.2	0.2	0.2	0.2	0.2	0.2	0.4	0.6	0.4	0.4	0.6	
			2	2	3	2	2	2	2	2	1	1	1	2	2	2	3	2	3	3	
			0.3	0.3	0.5	0.3	0.3	0.3	0.5	0.3	0.3	0.3	0.2	0.2	0.2	0.3	0.3	0.3	0.5	0.5	
			2	1	2	2	2	2	2	2	1	1	1	2	2	2	3	2	2	2	
			0.3	0.2	0.3	0.3	0.3	0.3	0.3	0.3	0.3	0.2	0.2	0.2	0.2	0.3	0.3	0.3	0.3	0.3	
			2.50	2.35	2.15	2.00	2.15	2.00	2.15	2.00	1.30	1.50	1.50	1.80	1.50	1.50	2.50	2.00	2.15	2.35	
			20% of Indirect Attainment	0.5	0.5	0.4	0.4	0.4	0.4	0.4	0.26	0.3	0.3	0.36	0.3	0.3	0.5	0.4	0.4	0.5	
			Total Direct (80%)+Indirect (20%) Attainment	1.83	1.50	1.57	1.55	1.67	1.58	1.48	1.69	1.68	1.65	1.55	1.66	1.60	1.41	1.64			
				2.4	2.4	2.4	2.4	2.4	2.4	2.4	2.4	2.4	2.4	2.4	2.4	2.4	2.4	2.4	2.4	2.4	2.4
0.57	0.90	0.83		0.85	0.73	0.82	0.92	0.71	0.72	0.75	0.85	0.74	0.80	0.99	0.76						
	GAP		PO1	PO2	PO3	PO4	PO5	PO6	PO7	PO8	PO9	PO10	PO11	PO12	PSO1	PSO2	PSO3				


Director
Technocrats Institute of Technology
 (Excellence)
 Anand Nagar, Bhopal



DEPARTMENT OF ELECTRICAL ENGINEERING

CO Attainment of all courses (Batch 2019-23)


Sem	Course	Target	CO 1		GAP (CO1)	CO 2		GAP (CO2)	CO 3		GAP (CO3)	CO 4		GAP (CO4)	CO 5		GAP (CO5)		
			Attainment	Attainment		Attainment	Attainment		Attainment	Attainment		Attainment	Attainment						
I	BT 101 T	1.80	0.90	0.90	0.90	0.90	0.90	0.90	0.90	0.90	0.90	0.90	0.90	0.90	0.90	0.90	0.90	0.90	
	BT 101P	2.40	3.00	-0.60	3.00	-0.60	3.00	-0.60	3.00	-0.60	3.00	-0.60	3.00	-0.60	3.00	-0.60	3.00	-0.60	
	BT 102 T	1.80	0.90	0.90	0.90	0.90	0.90	0.90	0.90	0.90	0.90	0.90	0.90	0.90	0.90	0.90	0.90	0.90	
	BT 103 T	1.80	0.90	0.90	0.90	0.90	0.90	0.90	0.90	0.90	0.90	0.90	0.90	0.90	0.90	0.90	0.90	0.90	
	BT 103 P	2.40	3.00	-0.60	3.00	-0.60	3.00	-0.60	3.00	-0.60	3.00	-0.60	3.00	-0.60	3.00	-0.60	3.00	-0.60	3.00
	BT 104 T	1.80	0.90	0.90	0.90	0.90	0.90	0.90	0.90	0.90	0.90	0.90	0.90	0.90	0.90	0.90	0.90	0.90	0.90
	BT 104 P	2.40	3.00	-0.60	3.00	-0.60	3.00	-0.60	3.00	-0.60	3.00	-0.60	3.00	-0.60	3.00	-0.60	3.00	-0.60	3.00
	BT 105 T	1.80	0.90	0.90	0.90	0.90	0.90	0.90	0.90	0.90	0.90	0.90	0.90	0.90	0.90	0.90	0.90	0.90	0.90
	BT 105 P	2.40	3.00	-0.60	2.60	-0.20	2.60	-0.20	2.60	-0.20	2.60	-0.20	2.60	-0.20	2.60	-0.20	3.00	-0.60	3.00
	BT 106 P	2.40	3.00	-0.60	3.00	-0.60	3.00	-0.60	3.00	-0.60	3.00	-0.60	3.00	-0.60	3.00	-0.60	3.00	-0.60	3.00
BT 108 P	2.40	3.00	-0.60	3.00	-0.60	3.00	-0.60	3.00	-0.60	3.00	-0.60	3.00	-0.60	3.00	-0.60	3.00	-0.60	3.00	
II	BT 201 T	1.80	3.00	-1.20	3.00	-1.20	3.00	-1.20	3.00	-1.20	3.00	-1.20	3.00	-1.20	3.00	-1.20	3.00	-1.20	3.00
	BT 201P	2.40	3.00	-0.60	3.00	-0.60	3.00	-0.60	3.00	-0.60	3.00	-0.60	3.00	-0.60	3.00	-0.60	3.00	-0.60	3.00
	BT 202 T	1.80	3.00	-1.20	3.00	-1.20	3.00	-1.20	3.00	-1.20	3.00	-1.20	3.00	-1.20	3.00	-1.20	3.00	-1.20	3.00
	BT 203 T	1.80	3.00	-1.20	3.00	-1.20	3.00	-1.20	3.00	-1.20	3.00	-1.20	3.00	-1.20	3.00	-1.20	3.00	-1.20	3.00
	BT 203P	2.40	3.00	-0.60	3.00	-0.60	3.00	-0.60	3.00	-0.60	3.00	-0.60	3.00	-0.60	3.00	-0.60	3.00	-0.60	3.00
	BT 204 T	1.80	3.00	-1.20	3.00	-1.20	3.00	-1.20	3.00	-1.20	3.00	-1.20	3.00	-1.20	3.00	-1.20	3.00	-1.20	3.00
	BT 204P	2.40	3.00	-0.60	3.00	-0.60	3.00	-0.60	3.00	-0.60	3.00	-0.60	3.00	-0.60	3.00	-0.60	3.00	-0.60	3.00
	BT 205 T	1.80	3.00	-1.20	3.00	-1.20	3.00	-1.20	3.00	-1.20	3.00	-1.20	3.00	-1.20	3.00	-1.20	3.00	-1.20	3.00
	BT 205P	2.40	3.00	-0.60	3.00	-0.60	3.00	-0.60	3.00	-0.60	3.00	-0.60	3.00	-0.60	3.00	-0.60	3.00	-0.60	3.00
	BT 206P	2.40	3.00	-0.60	3.00	-0.60	3.00	-0.60	3.00	-0.60	3.00	-0.60	3.00	-0.60	3.00	-0.60	3.00	-0.60	3.00
III	ES 301 T	1.80	3	-1.20	3	-1.20	3	-1.20	3	-1.20	3	-1.20	3	-1.20	3	-1.20	3	-1.20	3
	EE 302 T	1.80	3	-1.20	3	-1.20	3	-1.20	3	-1.20	3	-1.20	3	-1.20	3	-1.20	3	-1.20	3
	EE 303 T	1.80	3	-1.20	3	-1.20	3	-1.20	3	-1.20	3	-1.20	3	-1.20	3	-1.20	3	-1.20	3
	EE 303 P	2.40	1.8	0.60	1.8	0.60	1.8	0.60	1.8	0.60	1.8	0.60	1.8	0.60	1.8	0.60	1.8	0.60	1.8
	EE 304 T	1.80	3	-1.20	3	-1.20	3	-1.20	3	-1.20	3	-1.20	3	-1.20	3	-1.20	3	-1.20	3
	EE 304 P	2.40	3	-0.60	3	-0.60	2.6	-0.20	3	-0.60	3	-0.60	3	-0.60	3	-0.60	3	-0.60	3
	EE 305 T	1.80	3	-1.20	3	-1.20	3	-1.20	3	-1.20	3	-1.20	3	-1.20	3	-1.20	3	-1.20	3
	EE 305 P	2.40	1.8	0.60	1.8	0.60	1.8	0.60	1.8	0.60	1.8	0.60	1.8	0.60	1.8	0.60	1.8	0.60	1.8
	EE 306 P	2.40	2.2	0.20	2.2	0.20	2.2	0.20	2.2	0.20	2.2	0.20	1.8	0.60	2.2	0.20	2.2	0.20	2.2



Technocrats Institute of Technology (Excellence)
 Director
 (Excellence)
 Amard Nagar, Bhopal

	BT 107 P	2.40	3	-0.60	3	-0.60	3	-0.60	3	-0.60	3	-0.60	3	-0.60
	BT 401 T	1.80	2.70	-0.90	3.00	-1.20	3.00	-1.20	3.00	-1.20	3.00	-1.20	2.70	-0.90
	EE 402 T	1.80	3.00	-1.20	2.70	-0.90	3.00	-0.90	3.00	-1.20	3.00	-1.20	2.70	-0.90
	EE 402 P	2.40	1.80	0.60	1.80	0.60	1.80	0.60	1.80	0.60	1.80	0.60	1.80	0.60
	EE 403 T	1.80	2.70	-0.90	2.70	-0.90	2.70	-0.90	2.70	-0.90	2.70	-0.90	2.70	-0.90
	EE 403 P	2.40	1.80	0.60	1.80	0.60	1.80	0.60	1.80	0.60	1.80	0.60	1.80	0.60
IV	EE 404 T	1.80	2.70	-0.90	3.00	-1.20	3.00	-1.20	3.00	-1.20	3.00	-1.20	2.70	-0.90
	EE 404 P	2.40	1.80	0.60	1.80	0.60	1.80	0.60	1.80	0.60	1.80	0.60	1.80	0.60
	EE 405 T	1.80	2.70	-0.90	2.70	-0.90	2.70	-0.90	2.70	-0.90	2.70	-0.90	3.00	-1.20
	EE 405 P	2.40	1.80	0.60	1.80	0.60	1.80	0.60	1.80	0.60	1.80	0.60	1.80	0.60
	EE 406 P	2.40	1.80	0.60	1.80	0.60	1.80	0.60	1.80	0.60	1.80	0.60	1.80	0.60
	EE 501 T	1.80	2.40	-0.60	2.40	-0.60	2.40	-0.60	2.40	-0.60	2.70	-0.90	2.70	-0.90
	EE 501 P	2.40	1.80	0.60	1.80	0.60	1.80	0.60	1.80	0.60	1.80	0.60	1.80	0.60
	EE 502 T	1.80	2.70	-0.90	2.70	-0.90	2.70	-0.90	2.70	-0.90	2.70	-0.90	2.70	-0.90
	EE 502 P	2.40	1.20	1.20	1.20	1.20	1.20	1.20	1.20	1.20	1.20	1.20	1.20	1.20
	EE 503 T	1.80	2.40	-0.60	2.40	-0.60	2.40	-0.60	2.40	-0.60	2.40	-0.60	2.40	-0.60
	EE 504 T	1.80	2.70	-0.90	2.40	-0.60	2.70	-0.90	2.40	-0.60	2.40	-0.60	3.00	-1.20
	EE 505 P	2.40	1.80	0.60	1.80	0.60	1.80	0.60	1.80	0.60	1.80	0.60	1.80	0.60
V	EE 506 P	2.40	1.20	1.20	1.20	1.20	1.20	1.20	1.20	1.20	1.20	1.20	1.20	1.20
	BT 407 P	2.40	3.00	-0.60	3.00	-0.60	3.00	-0.60	3.00	-0.60	3.00	-0.60	3.00	-0.60
	EE 508 P	2.40	3.00	-0.60	3.00	-0.60	3.00	-0.60	3.00	-0.60	3.00	-0.60	3.00	-0.60
	EE 601 T	1.80	0.00	1.80	0.00	1.80	0.00	1.80	0.00	1.80	0.00	1.80	0.00	1.80
	EE 601 P	2.40	1.20	1.20	1.20	1.20	1.20	1.20	1.20	1.20	1.20	1.20	1.20	1.20
	EE 602 T	1.80	0.00	1.80	0.00	1.80	0.00	1.80	0.00	1.80	0.00	1.80	0.00	1.80
	EE 602 P	2.40	0.00	2.40	0.00	2.40	0.00	2.40	0.00	2.40	0.00	2.40	0.00	2.40
VI	EE 603 T	1.80	0.00	1.80	0.00	1.80	0.00	1.80	0.00	1.80	0.00	1.80	0.00	1.80
	EE 604 T	1.80	0.00	1.80	0.00	1.80	0.00	1.80	0.00	1.80	0.00	1.80	0.00	1.80
	EE 605 P	2.40	0.00	2.40	0.00	2.40	0.00	2.40	0.00	2.40	0.00	2.40	0.00	2.40
	EE 606 P	2.40	1.80	0.60	1.80	0.60	1.80	0.60	1.80	0.60	1.80	0.60	1.80	0.60
	EE 608 P	2.40	0.00	2.40	0.00	2.40	0.00	2.40	0.00	2.40	0.00	2.40	0.00	2.40
	EE 701 T	1.80	0.00	1.80	0.00	1.80	0.00	1.80	0.00	1.80	0.00	1.80	0.00	1.80
	EE 701 P	2.40	1.80	0.60	1.80	0.60	1.80	0.60	1.80	0.60	1.80	0.60	1.80	0.60
	EE 702 T	1.80	0.30	1.50	0.30	1.50	0.30	1.50	0.30	1.50	0.30	1.50	0.30	1.50
	EE 703 T	1.80	0.30	1.50	0.00	1.80	0.00	1.80	0.00	1.80	0.00	1.80	0.00	1.80
VIII	EE 704 P	2.40	1.80	0.60	1.80	0.60	1.80	0.60	1.80	0.60	1.80	0.60	1.80	0.60
	EE 705 P	2.40	1.80	0.60	1.80	0.60	1.80	0.60	1.80	0.60	1.80	0.60	1.80	0.60
	EE 706 P	2.40	3.00	-0.60	3.00	-0.60	3.00	-0.60	3.00	-0.60	3.00	-0.60	3.00	-0.60
	EE 607 P	2.40	0.00	2.40	0.00	2.40	0.00	2.40	0.00	2.40	0.00	2.40	0.00	2.40




Director
 Technocrats Institute of Technology
 (Quality (MPE) Excellence)
 -0.60 Excellence
 Azad Nagar, Bhopal

VIII	EE 801 T	1.80	1.30	0.50	1.30	0.50	1.30	0.50	1.30	0.50	1.30	0.50	1.60	0.20
	EE 801 P	2.40	1.80	0.60	1.80	0.60	1.80	0.60	1.80	0.60	1.80	0.60	1.80	0.60
	EE 802 T	1.80	0.60	1.20	0.60	1.20	0.60	1.20	0.60	1.20	0.60	1.20	0.60	1.20
	EE 803 T	1.80	0.60	1.20	0.60	1.20	0.30	1.50	0.30	1.50	0.60	1.50	0.60	1.20
	EE 804 P	2.40	1.80	0.60	1.80	0.60	1.80	0.60	1.80	0.60	1.80	0.60	1.80	0.60
	EE 805 P	2.40	2.70	-0.30	2.70	-0.30	2.70	-0.30	2.40	0.00	2.40	0.00	2.40	0.00




Director
 Technocrats Institute of Technology
 (Excellence)
 Anand Nagar, Bhopal

TECHNOCRATS INSTITUTE OF TECHNOLOGY (EXCELLENCE), BHOPAL
DEPARTMENT OF ELECTRICAL ENGINEERING

Total Direct And Indirect PO And PSO Attainment In Session 2022-23 (Batch 2019-23): UG ELECTRICAL ENGINEERING

SEMESTER	Sub Code	PO1	PO2	PO3	PO4	PO5	PO6	PO7	PO8	PO9	PO10	PO11	PO12	PSO1	PSO2	PSO3
VIII SEM	EE801	1.51	1.45	1.35	1.23	1.32	0.92	1.05	1.20	1.20	1.32	0.00	1.13	1.41	1.14	1.38
	EE802	0.28	0.28	0.48	0.20	0.20	0.28	0.24	0.24	0.00	0.00	0.00	0.00	0.28	0.28	0.36
	EE803	0.48	0.46	0.36	0.38	0.00	0.30	0.33	0.00	0.00	0.20	0.20	0.32	0.48	0.18	0.40
	EE804	1.80	1.32	1.32	0.96	1.80	1.20	1.20	0.00	1.20	1.20	0.00	1.20	1.80	1.80	1.20
	EE805	2.40	1.90	1.72	1.72	1.70	0.86	0.86	0.85	0.90	1.72	1.72	1.72	1.73	1.70	1.72
VII SEM	EE701	1.80	1.20	1.32	1.35	1.44	0.96	1.08	0.00	1.20	1.20	1.20	0.60	1.80	1.50	1.20
	EE702	0.30	0.24	0.20	0.20	0.00	0.20	0.20	0.20	0.00	0.20	0.00	0.20	0.20	0.10	0.20
	EE703	0.06	0.06	0.04	0.00	0.00	0.04	0.04	0.00	0.00	0.00	0.00	0.04	0.06	0.02	0.04
	EE704	1.80	1.20	1.56	1.20	1.80	1.00	1.00	0.00	0.00	1.20	1.20	1.20	1.80	1.80	1.20
	EE705	1.32	0.90	1.32	1.05	1.80	1.20	1.32	0.00	0.00	1.20	1.20	1.40	1.35	1.80	1.80
	EE706	2.80	2.20	2.00	2.00	2.00	1.00	1.00	1.00	1.00	2.00	2.00	2.00	2.00	2.00	2.00
	EE607	0.00	0.00	0.00	0.00	0.00	0.00	0.00	0.00	0.00	0.00	0.00	0.00	0.00	0.00	0.00
VI SEM	EE601	0.40	0.27	0.23	0.80	0.27	0.50	0.67	0.80	0.00	0.67	0.27	0.27	0.27	0.00	0.22
	EE602	0.00	0.00	0.00	0.00	0.00	0.00	0.00	0.00	0.00	0.00	0.00	0.00	0.00	0.00	0.00
	EE603	0.00	0.00	0.00	0.00	0.00	0.00	0.00	0.00	0.00	0.00	0.00	0.00	0.00	0.00	0.00
	EE604	0.00	0.00	0.00	0.00	0.00	0.00	0.00	0.00	0.00	0.00	0.00	0.00	0.00	0.00	0.00
	EE605	0.00	0.00	0.00	0.00	0.00	0.00	0.00	0.00	0.00	0.00	0.00	0.00	0.00	0.00	0.00
	EE606	1.80	1.35	1.32	1.20	1.80	1.20	0.00	0.00	0.00	1.20	0.00	1.20	1.80	1.80	0.00
	EE608	0.00	0.06	0.00	0.00	0.00	0.00	0.00	0.00	0.00	0.00	0.00	0.00	0.00	0.00	0.00
	EE501	2.24	1.83	1.87	1.72	1.56	1.68	1.68	1.32	0.60	1.73	0.00	1.68	1.96	1.68	2.00
V SEM	EE502	2.04	1.55	1.77	1.64	0.92	1.36	2.48	1.49	0.88	1.16	1.52	1.36	1.99	1.61	1.92
	EE503	2.40	2.20	2.20	2.20	0.00	1.76	1.76	1.76	0.00	1.60	0.00	1.60	2.40	1.60	2.40
	EE504	2.64	1.96	2.32	2.07	0.00	1.80	2.70	1.80	0.00	1.80	0.00	1.80	2.64	2.00	2.28
	EE505	1.80	1.32	1.44	1.68	1.80	1.80	0.00	0.00	1.20	0.00	0.00	1.20	1.80	1.80	0.00
	EE506	1.12	1.20	0.96	0.80	1.20	0.96	0.00	0.00	0.00	1.04	1.12	1.04	1.20	0.00	0.00
	BT407	3.00	2.50	0.00	3.00	0.00	2.00	0.00	2.00	2.60	2.50	3.00	2.75	3.00	0.00	3.00
	EE508	3.00	2.75	3.00	2.00	2.33	3.00	0.00	0.00	2.67	2.33	3.00	2.80	3.00	3.00	3.00
	EE401	2.28	2.44	1.88	2.24	0.00	0.00	0.90	0.90	0.00	0.00	0.90	1.88	2.06	2.00	1.85
	EE402	2.44	2.07	1.39	1.81	0.96	0.00	1.60	0.60	0.60	0.60	0.98	1.54	2.24	1.39	1.13
	EE403	2.40	2.36	2.32	1.65	1.88	2.70	0.00	0.00	0.72	0.00	0.00	1.48	1.52	1.32	0.96
IV SEM	EE404	2.52	2.30	2.05	1.98	1.80	1.85	2.24	1.73	1.35	1.70	1.65	1.56	2.52	1.78	2.52
	EE405	2.44	1.92	1.64	1.91	1.68	1.59	1.59	1.62	1.73	1.73	1.73	1.63	2.44	1.71	2.44
	EE406	0.60	0.00	0.00	0.00	1.80	0.00	0.00	0.00	1.20	1.20	1.56	1.20	0.60	1.20	0.00
	EE301	1.00	0.00	0.00	0.00	0.00	2.00	1.60	0.00	1.80	1.40	0.00	2.00	0.00	0.00	1.60
	EE302	2.40	2.40	2.20	2.40	1.00	1.00	1.20	0.00	0.00	0.00	0.00	1.00	2.60	1.00	2.60
	EE303	2.56	2.39	1.91	2.12	1.68	2.00	2.00	0.60	0.60	0.60	1.50	1.77	2.32	1.68	2.32
III SEM	EE304	2.93	2.77	2.03	2.20	2.20	0.00	0.00	1.00	1.00	0.00	1.20	2.11	2.40	1.07	2.40
	EE305	2.35	2.20	1.72	2.11	1.44	0.00	0.00	0.60	0.60	0.00	0.00	1.80	2.32	0.88	2.32
	EE306	1.85	1.97	1.97	1.68	1.41	0.00	0.00	0.71	0.71	0.00	0.00	0.00	1.27	1.41	1.09
	BT107	1.67	1.33	1.33	2.00	2.00	2.00	1.67	1.75	2.00	2.60	1.60	1.80	1.50	2.06	1.80



TECHNOCRATS INSTITUTE OF TECHNOLOGY (EXCELLENCE), BHOPAL
DEPARTMENT OF ELECTRICAL ENGINEERING

Total Direct And Indirect PO And PSO Attainment In Session 2022-23 (Batch 2019-23): UG ELECTRICAL ENGINEERING

SEMESTER	Sub Code	PO1	PO2	PO3	PO4	PO5	PO6	PO7	PO8	PO9	PO10	PO11	PO12	PSO1	PSO2	PSO3
II SEM	BT201	2.27	2.00	1.75	2.00	1.78	0.00	0.00	1.53	2.80	1.33	1.25	1.83	1.17	0.00	1.00
	BT202	2.60	2.40	2.20	1.80	0.00	0.00	0.00	0.00	0.00	0.00	0.00	2.00	1.00	0.00	0.00
	BT203	2.00	1.92	1.25	0.00	0.00	2.00	1.56	2.00	1.78	1.87	0.00	2.00	1.00	0.00	0.00
	BT204	3.00	2.33	2.75	2.00	2.33	2.00	0.00	2.00	2.00	2.67	0.00	2.00	0.00	0.00	0.00
	BT205	3.00	0.00	2.22	2.00	2.00	0.00	0.00	2.00	2.00	2.00	0.00	2.00	1.00	1.00	1.00
	BT206	0.00	0.00	0.00	0.00	0.00	0.00	0.00	1.67	2.60	2.40	1.75	2.00	0.00	1.00	1.00
I SEM	BT101	0.90	0.60	0.45	0.60	0.60	0.00	0.30	0.00	3.00	3.00	2.00	1.07	0.30	1.00	0.00
	BT102	0.78	0.78	0.54	0.60	0.00	0.60	0.00	0.00	0.00	0.00	0.00	0.60	0.30	0.00	0.00
	BT103	0.00	0.00	0.00	0.00	0.00	0.00	0.00	0.75	1.40	1.60	1.00	1.18	1.00	0.53	0.53
	BT104	1.53	1.03	0.90	0.00	2.00	2.00	0.00	0.00	2.60	1.80	0.00	1.45	0.53	0.53	0.53
	BT105	1.55	0.95	1.03	1.69	1.60	0.00	0.00	1.40	1.89	1.03	0.00	1.03	0.97	0.52	0.53
	BT106	2.00	1.20	1.60	0.00	0.00	2.00	0.00	0.00	2.00	2.00	2.00	2.00	0.00	0.00	0.00
BT108	0.00	0.00	0.00	0.00	2.00	1.60	2.75	0.00	1.67	2.00	2.00	2.00	2.00	0.00	0.00	

SUM	82.05	65.49	61.92	60.19	52.11	47.36	34.99	33.27	55.95	54.84	36.47	66.39	64.46	48.28	52.74
TOTAL	53.00	53.00	53.00	53.00	53.00	53.00	53.00	53.00	53.00	53.00	53.00	53.00	53.00	53.00	53.00
ZERO COUNT	9.00	12.00	12.00	15.00	20.00	19.00	26.00	26.00	17.00	19.00	29.00	8.00	11.00	17.00	14.00
Sub Map No.	44.00	41.00	41.00	38.00	33.00	34.00	27.00	27.00	36.00	34.00	24.00	45.00	42.00	36.00	39.00
Avg Attain	1.86	1.60	1.51	1.58	1.58	1.39	1.30	1.23	1.55	1.61	1.52	1.48	1.53	1.34	1.35
Direct 80%	1.49	1.28	1.21	1.27	1.26	1.11	1.04	0.99	1.24	1.29	1.22	1.18	1.23	1.07	1.08
Indirect Attainment	0.3	0.3	0.3	0.3	0.3	0.3	0.3	0.3	0.3	0.3	0.3	0.3	0.3	0.3	0.3
Program end sem	3	3	3	2	2	2	3	3	3	3	3	2	3	3	3
Employer survey	1.50	1.50	1.50	1.00	1.00	1.00	1.50	1.50	1.50	1.50	1.50	1.00	1.50	1.50	1.50
Alumni survey (15%)	3	3	2	3	2	2	3	3	3	3	3	2	3	3	3
Parents	0.45	0.45	0.30	0.45	0.30	0.30	0.45	0.45	0.45	0.45	0.45	0.30	0.45	0.45	0.45
SUM	3	3	2	3	2	3	3	3	3	3	2	2	3	3	2
Total Indirect	0.60	0.60	0.54	0.46	0.40	0.43	0.60	0.60	0.60	0.60	0.53	0.40	0.60	0.60	0.53
Total Direct+Indirect	2.09	1.88	1.75	1.73	1.66	1.54	1.64	1.59	1.84	1.89	1.75	1.58	1.83	1.67	1.61
Target	2.4	2.4	2.4	2.4	2.4	2.4	2.4	2.4	2.4	2.4	2.4	2.4	2.4	2.4	2.4
GAP	0.31	0.52	0.65	0.67	0.74	0.86	0.76	0.81	0.56	0.51	0.65	0.82	0.57	0.67	0.69

Technocrats Institute of Technology
(Excellence)
Anand Nagar, Bhopal




Technocrats Institute of Technology (Excellence), Bhopal

DEPARTMENT OF COMPUTER APPLICATION

CO Attainment of all courses in session 2021-23 (Batch 2021-23)

Sem	Course	Target	CO 1	GAP (CO1)	CO 2	GAP (CO2)	CO 3	GAP (CO3)	CO 4	GAP (CO4)	CO 5	GAP (CO5)
			Attainment		Attainment		Attainment		Attainment		Attainment	
I	CA 101 T	1.80	2.10	-0.30	2.10	2.10	2.10	-0.30	2.10	-0.30	2.10	-0.30
	CA 102 T	1.80	2.10	-0.30	2.10	2.10	2.10	-0.30	2.10	-0.30	2.10	-0.30
	CA 103 T	1.80	2.10	-0.30	2.10	2.10	2.10	-0.30	2.10	-0.30	2.10	-0.30
	CA 104 T	1.80	2.10	-0.30	2.10	2.10	2.10	-0.30	2.10	-0.30	2.10	-0.30
	CA 105 T	1.80	2.70	-0.90	2.10	2.70	2.10	-0.30	2.10	-0.30	2.10	-0.30
	CA 106 P	2.40	3.00	-0.60	3.00	3.00	3.00	-0.60	3.00	-0.60	3.00	-0.60
	CA 107 P	2.40	1.80	0.60	1.80	1.80	1.80	0.60	1.80	0.60	1.80	0.60
II	CA 201 T	1.80	0.90	0.90	0.90	0.90	0.90	0.90	0.90	0.90	0.90	0.90
	CA 202 T	1.80	0.90	0.90	0.90	0.90	0.90	0.90	0.90	0.90	0.90	0.90
	CA 203 T	1.80	1.60	0.20	1.60	1.60	1.30	0.50	1.60	0.20	1.60	0.20
	CA 204 T	1.80	0.90	0.90	0.90	0.90	0.90	0.90	0.90	0.90	0.90	0.90
	CA 205 T	1.80	1.40	0.40	1.40	1.40	1.40	0.40	1.40	0.40	1.40	0.40
	CA 206 P	2.40	2.60	-0.20	2.20	2.60	1.80	0.60	3.00	-0.60	1.80	0.60
	CA 207 P	2.40	2.20	0.20	1.80	2.20	1.80	0.60	1.80	0.60	1.80	0.60
III	CA 301 T	1.80	0.70	1.10	1.00	0.70	0.70	1.10	0.70	1.10	1.00	0.80
	CA 302 T	1.80	0.90	0.90	0.90	0.90	0.90	0.90	0.90	0.90	0.90	0.90
	CA 303 T	1.80	0.90	0.90	0.90	0.90	0.90	0.90	0.90	0.90	0.90	0.90
	CA 304 T	1.80	1.60	0.20	1.60	1.60	1.60	0.20	1.60	0.20	1.60	0.20
	CA 305 T	1.80	0.30	1.50	0.30	0.30	0.90	0.90	0.90	0.90	0.90	0.90
	CA 306 P	2.40	3.00	-0.60	2.60	3.00	3.00	-0.60	2.60	-0.20	2.60	-0.20
	CA 307 P	2.40	1.82	0.58	1.80	1.82	1.80	0.60	1.80	0.60	1.80	0.60
IV	CA 401 T	1.80	0.90	0.90	0.90	0.90	0.90	0.90	0.90	0.90	0.90	0.90
	CA 402 T	1.80	1.60	0.20	1.60	1.60	1.60	0.20	1.60	0.20	1.60	0.20
	CA 403 T	1.80	0.90	0.90	0.90	0.90	0.90	0.90	0.30	1.50	0.90	0.90
	CA 404 P	2.40	2.20	0.20	2.20	2.20	2.20	0.20	2.20	0.20	2.20	0.20
	CA 405 P	2.40	1.80	0.60	1.80	1.80	1.80	0.60	1.80	0.60	1.80	0.60


Director
 Technocrats Institute of Technology
 (Excellence)
 Anand Nagar, Bhopal



Technocrats Institute of Technology (Excellence), Bhopal

DEPARTMENT OF MASTER OF COMPUTER APPLICATION

TOTAL DIRECT AND INDIRECT PO AND PSO ATTAINMENT IN SESSION 2021-23 (BATCH 2021-23): PG COMPUTER APPLICATION

Sem	Sub Code	PO1	PO2	PO3	PO4	PO5	PO6	PO7	PO8	PO9	PO10	PO11	PO12	PSO1	PSO2	PSO3
1	CA 101	1.96	1.82	1.40	1.96	2.10	-	-	-	1.26	1.54	1.40	1.68	1.26	1.40	1.54
	CA 102	2.60	2.10	2.10	1.68	1.40	-	-	-	-	1.40	1.40	1.40	1.82	0.70	1.40
	CA 103	2.1	1.82	1.4	1.68	1.68	-	-	1.4	1.4	1.4	1.4	1.4	1.4	1.4	1.4
	CA 104	1.54	1.96	1.68	1.82	1.40	1.40	1.12	-	1.82	1.54	1.54	1.68	1.54	1.40	1.68
	CA 105	-	-	-	1.48	-	1.50	-	1.76	2.22	2.22	1.48	2.22	1.48	-	-
	CA 106	1.80	1.80	1.25	1.60	1.60	-	-	-	2.00	-	1.60	1.25	2.00	2.40	2.40
	CA 107	0.96	0.96	1.20	0.96	0.80	-	-	-	1.08	0.96	0.96	0.84	0.90	0.96	0.96
2	CA 201	0.60	0.66	0.78	0.72	0.78	-	-	-	0.66	0.60	0.66	0.84	0.60	0.54	0.48
	CA 202	0.78	0.78	0.90	0.60	0.60	-	-	-	0.66	0.60	0.66	0.84	0.60	0.54	0.48
	CA 203	1.34	1.02	1.06	1.13	1.02	-	-	1.07	1.35	1.24	1.34	1.22	1.43	1.22	1.32
	CA 204	0.72	0.84	0.30	0.78	0.60	-	-	0.78	0.78	0.60	0.60	0.60	0.84	0.72	0.72
	CA 205	1.40	1.21	1.21	0.93	1.21	-	-	-	1.21	1.21	1.12	1.21	1.40	1.12	0.93
	CA 206	1.76	1.37	1.17	1.64	1.43	-	-	-	1.44	1.17	1.19	1.06	1.76	1.49	1.17
	CA 207	1.61	1.49	1.25	1.49	1.25	-	-	-	1.61	1.88	1.61	1.88	1.73	1.25	1.49
3	CA 301	0.72	0.66	0.61	0.70	0.64	-	-	-	0.50	0.68	0.61	0.60	0.66	0.60	0.61
	CA 302	0.84	0.66	0.56	0.78	0.66	0.35	0.56	-	0.72	0.84	0.66	0.84	0.78	0.84	0.68
	CA 303	0.78	0.78	0.60	0.84	0.72	-	-	-	0.78	0.90	0.90	0.90	0.90	0.90	0.60
	CA 304	1.28	1.60	1.60	1.28	1.38	-	-	-	1.60	1.60	1.60	1.60	1.60	1.60	0.96
	CA 305	0.60	0.52	0.44	0.66	0.44	-	-	-	0.56	0.46	0.46	0.66	0.36	0.44	0.32
	CA 306	2.16	2.16	1.44	2.16	1.78	-	-	-	2.16	2.16	2.16	1.14	2.16	2.16	2.16
	CA 307	1.80	1.32	1.20	1.56	1.56	-	-	-	1.08	1.80	1.20	1.20	1.80	1.20	1.20
4	CA 401	0.90	0.90	0.90	0.84	0.90	0.60	-	-	0.60	0.90	0.60	0.90	0.90	0.90	0.90
	CA 402	1.60	1.49	1.06	1.60	1.38	-	-	-	1.28	1.60	1.60	1.49	1.60	1.60	1.06
	CA 403	0.64	0.66	0.76	0.52	0.52	0.52	-	-	0.52	0.72	0.70	0.78	0.52	0.52	0.52
	CA 404	2.20	2.20	2.20	2.20	2.20	-	-	-	2.20	2.20	2.20	1.46	2.20	2.20	-
	CA 405	1.80	1.80	1.44	1.56	1.56	-	-	-	1.56	1.80	1.44	1.44	1.80	1.80	1.20

SUM	34.49	32.58	28.51	33.17	29.61	4.37	1.68	5.01	31.17	32.02	31.21	30.89	34.34	29.90	26.42
TOTAL	26.00	26.00	26.00	26.00	26.00	26.00	26.00	26.00	26.00	26.00	26.00	26.00	26.00	26.00	26.00
Zero Count	0	0	0	0	0	0	0	0	0	0	0	0	0	0	0
Sub Map No.	26.00	26.00	26.00	26.00	26.00	26.00	26.00	26.00	26.00	26.00	26.00	26.00	26.00	26.00	26.00
Avg Attain	1.33	1.25	1.10	1.28	1.14	0.17	0.06	0.19	1.20	1.23	1.20	1.19	1.32	1.15	1.02

Director

Technocrats Institute of Technology
(Excellence)

Anand Nagar, Bhopal



Direct 80%	1.06	1.00	0.88	1.02	0.91	0.13	0.05	0.15	0.96	0.99	0.96	0.95	1.06	0.92	0.81	
Indirect Attainment																
Program end sem survey/Exit	3	3	2	3	2	3	3	3	2	2	3	2	3	3	3	
	1.5	1.5	1	1.5	1	1.5	1.5	1.5	1	1	1.5	1	1.5	1.5	1.5	
								3								
Employer survey (20%)	3	2	3	2	2	3	2	2	3	2	2	2	3	3	3	
	0.6	0.4	0.6	0.4	0.4	0.6	0.4	0.4	0.6	0.4	0.4	0.4	0.6	0.6	0.6	
Alumni survey (15%)	2	2	2	3	2	2	2	2	2	2	2	2	3	3	3	
	0.3	0.3	0.3	0.45	0.3	0.3	0.3	0.3	0.3	0.3	0.3	0.3	0.45	0.45	0.45	
Parents Feedback(15%)	2	3	2	2	2	3	2	2	2	2	2	2	3	2	3	
	0.3	0.45	0.3	0.3	0.3	0.45	0.3	0.3	0.3	0.3	0.3	0.3	0.45	0.3	0.45	
SUM	2.70	2.65	2.20	2.65	2.00	2.85	2.50	2.50	2.20	2.00	2.50	2.00	3.00	2.85	3.00	
Total Indirect Attainment (20%)	0.54	0.53	0.44	0.53	0.4	0.57	0.5	0.5	0.44	0.4	0.5	0.4	0.6	0.57	0.6	
Total Direct+Indirect Attainment	1.60	1.53	1.32	1.55	1.31	0.70	0.55	0.65	1.40	1.39	1.46	1.35	1.66	1.49	1.41	
Target	2.4	2.4	2.4	2.4	2.4	2.4	2.4	2.4	2.4	2.4	2.4	2.4	2.4	2.4	2.4	
GAP	0.80	0.87	1.08	0.85	1.09	1.70	1.85	1.75	1.00	1.01	0.94	1.05	0.74	0.91	0.99	


Director
 Technocrats Institute of Technology
 (Excellence)
 Anand Nagar, Bhopal



TECHNICRATS INSTITUTE OF TECHNOLOGY (EXCELLENCE), BHOPAL

DEPARTMENT OF MANAGEMENT

CO Attainment In Session 2022-23

Sem	Course	Target	CO 1 Attainment	GAP (CO1)	CO 2 Attainment	GAP (CO2)	CO 3 Attainment	GAP (CO3)	CO 4 Attainment	GAP (CO4)	CO 5 Attainment	GAP (CO5)
I	11MCP(CP 101)	1.8	0.4	1.4	0	1.8	0	1.8	0.4	1.4	0.4	1.4
	12QM(CP102)	1.8	1.4	0.4	0.8	1	0.8	1	0.8	1	1.4	0.4
	13ME(CP 103)	1.8	2	-0.2	1.8	0	1.6	0.2	2	-0.2	1.6	0.2
	15CS CP(104)	1.8	2.3	-0.5	1.4	0.4	1.4	0.4	2	-0.2	1.4	0.4
	16 AFMCP(105)	1.8	0.9	0.9	0	1.8	0.6	1.2	0.6	1.2	0	1.8
	18IBE(CP106)	1.8	2.7	-0.9	2.7	-0.9	2.1	-0.3	2.7	-0.9	2.4	-0.6
II	21OB(CP 201)	1.8	0.6	1.2	0.6	1.2	0.6	1.2	0.6	1.2	0.6	1.2
	23HRM(CP 202)	1.8	0.2	1.6	0.6	1.2	0.6	1.2	0.6	1.2	0.6	1.2
	24FM(CP 203)	1.8	0.6	1.2	0.6	1.2	0.6	1.2	0.6	1.2	0.6	1.2
	25MM(CP204)	1.8	0.6	1.2	0.6	1.2	0.6	1.2	0.6	1.2	0.6	1.2
	27RM(CP205)	1.8	0.6	1.2	0.9	0.9	0.9	0.9	0.9	0.9	0.9	0.9
	28PM(CP206)	1.8	0	1.8	0.9	0.9	0.9	0.9	0.9	0.9	0.9	0.9
III	31BPSA(CP 301)	1.8	0.6	1.2	0.6	1.2	0.2	1.6	0.4	1.4	0.6	1.2
	32DSS7MIS(CP302)	1.8	0.6	1.2	0.6	1.2	0.4	1.4	0.6	1.2	0.6	1.2
	34CB (FMS-1)	1.8	1.2	0.6	1.2	0.6	1.2	0.6	1.2	0.6	1.2	0.6
	35AM(FMM - 2)	1.8	0.6	1.2	0.6	1.2	0.6	1.2	0.4	1.4	0.6	1.2
	36MIR(FSO-1)	1.8	0.6	1.2	0.6	1.2	0.6	1.2	0.6	1.2	0.6	1.2
	37MTD(FSO-2)	1.8	1.2	0.6	1.4	0.4	1.2	0.6	1.4	0.4	1.4	0.4
	40SAIM(FSF-1)	1.8	0.6	1.2	0.4	1.4	0.4	1.4	0	1.8	0.6	1.2
	47WCM(FSF - 2)	1.8	2.8	-1	2.4	-0.6	2.8	-1	3	-1.2	3	-1.2
	45 MB&II(FSB-1)	1.8	0.4	1.4	0.4	1.4	0	1.8	0.6	1.2	0.6	1.2
	46FP&WM(FSB-2)	1.8	1.4	0.4	1.4	0.4	1	0.8	1.4	0.4	1.4	0.4
IV	47RCP(FSR - 1)	1.8	0.6	1.2	0	1.8	0.6	1.2	0.6	1.2	0.6	1.2
	48MCRM(FSR - 2)	1.8	0.2	1.6	0.6	1.2	0.6	1.2	0.6	1.2	0.6	1.2
	402BL(CP402)	1.8	0.2	1.6	0.2	1.6	0.2	1.6	0.4	1.4	0.4	1.4
	413ED(CP403)	1.8	0.3	1.5	0.6	1.2	0.3	1.5	0.9	0.9	0.9	0.9
	441S&D(FSM-3)	1.8	2.1	-0.3	2.4	-0.6	2.4	-0.6	2.4	-0.6	2.4	-0.6
	442SM(FSM-4)	1.8	0.7	1.1	1	0.8	0.7	1.1	1.3	0.5	1.3	0.5
	443MRO(FSR-3)	1.8	3	-1.2	3	-1.2	3	-1.2	2.1	-0.3	2.1	-0.3
	444RM&SCM(FSR-4)	1.8	3	-1.2	3	-1.2	3	-1.2	3	-1.2	2.1	-0.3
	445HRPD(FSO3)	1.8	0	1.8	0	1.8	0.3	1.5	0.9	0.9	0.9	0.9
	446CM(FSO-4)	1.8	0	1.8	0	1.8	0.3	1.5	0.9	0.9	0.9	0.9
447MFS(FSF-3)	1.8	0	1.8	0.3	1.5	0	1.8	0.6	1.2	0.6	1.2	
448SCF(FFM-4)	1.8	0	1.8	0.3	1.5	0	1.8	0.3	1.5	0.6	1.2	
449FI&M(FSB-3)	1.8	0.7	1.1	1.6	0.2	1.3	0.5	1.6	0.2	1.6	0.2	
450FRM(FSB-4)	1.8	0.3	1.5	0.9	0.9	0.9	0.9	0.9	0.9	0.9	0.9	

Technocrats Institute of Technology
(Excellence)
Anand Nagar, Bhopal



TECHNOCRATS INSTITUTE OF TECHNOLOGY (EXCELLENCE), BHOPAL
DEPARTMENT OF MANAGEMENT
Total Direct And Indirect PO And PSO Attainment In Session 2022-23 (Batch 2021-23)

SEMESTER	Sub Code	PO1	PO2	PO3	PO4	PO5	PSO1	PSO2	PSO3	
IV SEM	402BL(CP402)	0.28	0.20	0.13	0.27	0.19	0.00	0.13	0.22	
	413ED(CP403)	0.46	0.48	0.44	0.54	0.40	0.43	0.90	0.45	
	441SRD(FSM-3)	1.72	1.72	1.88	1.88	1.88	1.88	0.77	2.03	
	442SM(FSM-4)	0.58	0.91	0.80	0.78	0.58	0.91	0.55	0.94	
	443MRO(FSR-3)	1.96	2.30	1.76	2.30	1.76	2.02	1.83	1.40	
	444RM&SCM(FSR-4)	2.02	2.48	2.42	1.88	1.48	2.48	1.70	3.00	
	445HRPD(FSO3)	0.34	0.24	0.34	0.22	0.28	0.28	0.00	0.42	
	446CM(FSO-4)	0.28	0.42	0.28	0.36	0.28	0.28	0.20	0.36	
	447MFS(FSF-3)	0.30	0.26	0.26	0.20	0.20	0.20	0.20	0.60	
	448SCF(FFM-4)	0.24	0.24	0.22	0.16	0.18	0.18	0.10	0.20	
	449FRM(FSB-4)	1.30	1.30	0.76	0.78	0.91	-	1.19	-	
	450FI&M(FSB-3)	0.78	0.78	0.46	0.46	0.54	0.00	0.72	0.45	
	31BPSA(CP 301)	0.44	0.42	0.36	0.40	0.36	0.31	0.23	0.24	
	32DSS7MIS(CP302)	0.44	0.53	0.44	0.35	0.37	0.42	0.43	0.27	
	34CB (FMS-1)	1.04	1.12	0.80	0.80	0.88	1.04	-	0.40	
III SEM	35AM(FMM - 2)	0.41	0.49	0.40	0.49	0.41	0.45	0.40	0.20	
	36MIIR(FSO-1)	0.44	0.52	0.52	0.32	0.40	-	0.20	0.44	
	37MTD(FSO-2)	1.13	1.23	0.88	0.79	0.88	0.43	0.43	0.97	
	40SAIM(FSF-1)	0.40	0.40	0.27	0.27	0.40	-	-	-	
	47WCM(FSF - 2)	1.63	2.80	1.51	2.80	2.61	2.00	2.25	-	
	45 MBR&I(FSB-1)	0.43	0.50	0.43	0.50	0.50	-	0.50	-	
	46FP&WMI(FSB-2)	1.17	1.40	0.70	1.40	1.17	-	0.84	-	
	47RCP(FSR - 1)	0.30	0.30	0.10	0.30	0.30	-	0.40	-	
	48MCRM(FSR - 2)	0.50	0.60	0.30	0.60	0.50	0.00	0.31	0.00	
	21OB(CP 201)	0.48	0.60	0.50	0.35	0.48	0.20	0.00	0.48	
	23HRM(CP 202)	0.35	0.52	0.30	0.29	0.17	0.00	0.00	0.00	
	24FM(CP 203)	0.60	0.60	0.44	0.28	0.52	0.00	0.56	0.00	
	25MM(CP204)	0.47	0.60	0.45	0.48	0.40	0.60	0.00	0.40	
	27RM(CP205)	0.72	0.80	0.30	0.00	0.56	0.00	0.45	0.00	
	28PM(CP206)	0.72	0.60	0.45	0.48	0.00	0.53	0.60	0.00	
II SEM	11MCP(CP 101)	0.30	0.23	0.27	0.20	0.27	0.13	0.07	0.00	
	12QM(CP102)	0.69	1.04	0.40	0.49	0.35	0.37	0.37	0.40	
	13ME(CP 103)	1.07	1.80	1.62	1.13	1.56	1.53	0.77	0.60	
	15CS CP(104)	1.70	1.45	1.36	1.29	1.27	0.98	0.98	1.17	
	16 AFMCP(106)	0.42	0.36	0.28	0.20	0.34	0.00	0.42	0.00	
	18BE(CP105)	2.18	2.52	2.02	2.18	2.04	2.70	2.70	2.25	
	I SEM									
SUM	TOTAL	28.29	32.77	24.84	26.22	25.42	19.92	21.78	17.90	
	ZERO COUNT	36	36	36	36	36	30	34	30	
	Sub Map No.	0	0	0	1	1	8	3	7	
	Avg Attain	0.78574	0.91028	0.69009	0.74905	0.72629	0.90523	0.70244	0.77836	
	Direct 80%	0.63	0.73	0.55	0.60	0.58	0.72	0.56	0.62	
	Program end sem survey/Exit Survey(50%)	3	3	3	2	2	3	3	3	
	Employer survey (20%)	1.50	1.50	1.50	1.00	1.00	1.50	1.50	1.50	
		3	3	3	2	2	3	3	2	
		0.60	0.60	0.60	0.40	0.40	0.60	0.60	0.40	
		3	3	2	3	2	3	3	3	



Director
Technocrats Institute of Technology
(Excellence)
Anand Nagar, Bhopal

Alumni survey (15%)	0.45	0.45	0.30	0.45	0.30	0.45	0.45	0.45	0.45
	3	3	2	2	2	3	3	3	
Parents Feedback(15%)	0.45	0.45	0.30	0.30	0.30	0.45	0.45	0.45	

SUM	3.00	3.00	2.70	2.15	2.00	3.00	3.00	2.80
Total Indirect Attainment (20%)	0.60	0.60	0.54	0.43	0.40	0.60	0.60	0.56
Total Direct+Indirect Attainment	1.23	1.33	1.09	1.03	0.98	1.32	1.16	1.18
Target	2.4	2.4	2.4	2.4	2.4	2.4	2.4	2.4
GAP	1.17	-1.07	1.31	1.37	1.42	1.08	1.24	1.22




Director
 Technocrats Institute of Technology
 (Excellence)
 Anand Nagar, Bhopal